



QUICK FACTS

School: La Salle University
Location: Philadelphia, PA
Total Enrollment: 7,331 (4,673 undergraduates)
Founded: 1863
President:

Brother Michael J. McGinniss, F.S.C., Ph.D.

Web Site: www.lasalle.edu

Athletic Web Site: www.goexplorers.com

Athletic Phone: 215-951-1425

Nickname: Explorers

Colors: Blue (540) and Gold (7406)

Home Court/Capacity: Tom Gola Arena (3,400)

Athletic Director: Dr. Thomas Brennan

Senior Associate Athletic Director: John Lyons

Associate Athletic Director: Kale Beers

Assistant Athletic Director: Mary Ellen Wydan

Assistant Athletic Director: Chris Kane

Basketball Information

Head Coach (alma mater/year):

Dr. John Giannini (North Central College '84)

Record at School (years): 98-115/8th

Overall Record (years): 395-264/22nd

Assistants (alma mater/years at La Salle):

Horace Owens (Rhode Island '83/8th)

Harris Adler (Univ. of the Sciences '98/8th)

Will Bailey (UAB '98/2nd)

Director of Operations: Sean Neal

(La Salle '07/4th)

Video Coordinator: Terrence Stewart

(Rowan '96/3rd)

Basketball Office Phone: 215-951-1518

Best Time to Reach Coach: Contact SID

2010-11 Record (Conference Record/Finish):

15-18 (6-10/T-10th)

All-Time NCAA Tournament Record:

11-10 (11 appearances)

All-Time NIT Record: 9-10 (11 appearances)

Letterwinners Returning/Lost: 6/5

Starters Returning/Lost: 2/3

Media Information

Assistant AD/Communications: Kevin Bonner

Office Phone: 215-951-1513


Cell Phone: 484-880-3382

Fax: 215-951-1694

E-Mail: bonner@lasalle.edu

Press Row Phone: 215-438-5858

Ticket Office: 215-951-1999



**Earl
Pettis**



WHY WE ARE THE EXPLORERS

La Salle University's nickname – the Explorers – was announced by the Collegian in March 1932 as the winning entry to a student contest. However, in the fall of 1931, a Baltimore sportswriter covering the La Salle/St. John's (Md.) football game erroneously alluded to La Salle as being named for the French explorer La Salle, not St. John Baptist de La Salle. Were the two events related? We'll never know for sure.

Credits: The 2011-12 La Salle Men's Basketball Media Guide was written, designed and edited by Kevin Bonner. Editorial assistance provided by Michelle Serabian, Jared Smith, Krista Hutz and Colin O'Rourke. Photography by Greg Carroccio, Sideline Photos.



SCHEDULE

La Salle University Men's Basketball 2011-12 Schedule

DATE		OPPONENT	TIME	TV
November				
Fri. 4		Carleton University (Ex.)	7:00 PM	
Fri. 11		LAFAYETTE	7:00 PM	
Tues. 15	%	at Villanova	7:00 PM	
Sat. 19	\$	JAMES MADISON (Homecoming)	3:00 PM	
Tues. 22	\$	at Pittsburgh	7:00 PM	ESPN3.com
Fri. 25	\$	vs. Robert Morris (Palestra)	4:30 PM	TCN
Sat. 26	\$	vs. Rider (Palestra)	4:30 PM	TCN
Wed. 30		NORTHEASTERN	7:00 PM	
December				
Sat. 3		BUCKNELL	4:00 PM	
Wed. 7		at Towson	7:00 PM	
Sat. 10		ARMY	2:00 PM	
Mon. 19		at Delaware	7:00 PM	
Thurs. 22		at Central Connecticut State	7:00 PM	
Thurs. 29		BOSTON UNIVERSITY	7:00 PM	
Sat. 31		HARTFORD	2:00 PM	
January				
Wed. 4	*	XAVIER	6:00 PM	TCN, FSN Ohio
Sun. 8	*	MASSACHUSETTS	2:00 PM	CSN-P, CSN NE
Tues. 10	%	at Penn	7:00 PM	
Sat. 14	*	at Dayton	7:00 PM	WHIO-TV
Wed. 18	*	at Temple	7:00 PM	
Sat. 21	*	RHODE ISLAND	4:00 PM	
Wed. 25	*	GEORGE WASHINGTON	7:00 PM	
Sat. 28	*	at Duquesne	7:00 PM	
February				
Wed. 1	*	CHARLOTTE	7:00 PM	
Sat. 4	*%	at Saint Joseph's (Palestra)	2:00 PM	TCN, CSN SE
Wed. 8	*	at Richmond	7:00 PM	
Sat. 11	*	SAINT LOUIS	2:00 PM	
Sat. 18	*	at Massachusetts	6:00 PM	CBS Sports Network
Wed. 22	*%	TEMPLE	7:00 PM	
Sat. 25	*	at Fordham	1:00 PM	
Wed. 29	*	at George Washington	7:00 PM	
March				
Sat. 3	*	ST. BONAVENTURE	2:00 PM	
Tues. 6	**	vs. Atlantic 10 First Round (Campus Sites) ...	TBA	
F.-Su. 9-11	***	vs. Atlantic 10 Championship (Atlantic City, NJ) ...	TBA	

Home games in CAPS and at Tom Gola Arena. % Big 5 Game; * Atlantic 10 Conference Game; *** Atlantic 10 Championship, Boardwalk Hall, Atlantic City, NJ; \$ Hoop Group Classic; All times Eastern and subject to change.

CBSSN – CBS Sports Network; CSN-P: Comcast SportsNet Philadelphia; TCN: The Comcast Network; FSN Ohio: Fox SportsNet Ohio. CSN-NE: Comcast SportsNet New England; CSN SE – Comcast SportsNet Southeast



MEDIA INFORMATION

Press Row

The La Salle University men's basketball press row at Tom Gola Arena is opposite the team benches. Credentialed media should enter the building through the media entrance on the east or right side (nearest to Connelly Library) entrance of the Hayman Center when facing the building.

Credentials

Requests for credentials should be made to Kevin Bonner (215-951-1513/bonner@lasalle.edu) at least one week prior to the game. All season passes should be picked up at the Press Gate.

Photographers

Photographers must have their photo passes visible at all times on the sidelines. All photographers must shoot from the baseline.

Parking

Parking is very limited. Advance notice to the Athletic Communications Office is required. Additional parking is available on the West Campus located across Wister Street on the property of the Germantown Hospital facility. To enter from Hayman Center, proceed west on Olney Avenue for 1/5 mile and turn left on Wister Street. Entrance to lot is one quarter of the way down hill on your right.

Post-Game Interviews

Both head coaches will be available in the Media Room after a 10-minute cooling off period. Order of coaches appearance in post-game interview to be determined on a per-game basis. La Salle's locker room is closed to the media.

Telephones

Telephones are available for the media's use in the Media Suite and on press row.

Media Room

The Media Suite at Hayman Center was dedicated in honor of John Glaser '62 in 2002 and is located on the Mezzanine Level. Theaterstyle seating with Internet and phone line access is available for 29 people. Food and beverages will be made available to working media only approximately 90 minutes prior to tip-off. The Media Room will be locked during the first half, open at halftime and re-locked for the second half. Personal items left in the room will be done so at the owner's risk.

Opponent SID Directory

Army	Brian Gunning	brian.gunning@usma.edu	845-938-6871	goarmysports.com
Boston Univ.	Scott Ellis	msellis@bu.edu	617-353-2163	goterriers.com
Bucknell	Jon Terry	terry@bucknell.edu	570-577-3121	bucknellbison.com
Central Connecticut St.	Thomas Pincince	pincincet@ccsu.edu	860-832-3089	ccsbluedevils.com
Charlotte	Tom Whitestone	tewhites@unccl.edu	704-687-6310	charlotte49ers.com
Dayton	Doug Hauschild	sid@udayton.edu	937-229-4390	daytonflyers.com
Delaware	Kevin Tritt	kttritt@udel.edu	302-831-8715	bluehens.com
Duquesne	Dave Saba	saba@duq.edu	412-396-5861	goduquesne.com
Fordham	Joe DiBari	dibari@fordham.edu	718-817-4240	fordhamsports.com
George Washington	Jesse Hooker	jhooker@gwu.edu	202-994-8604	gwsports.com
Hartford	Sarah Cote	cote@hartford.edu	860-768-5110	hartfordhawks.com
James Madison	Kevin Warner	warnerka@jmu.edu	540-568-6154	jmusports.com
Lafayette	Philip LaBella	labellap@lafayette.edu	610-330-5123	goleopards.com
Massachusetts	David Gunn	dgunn@admin.umass.edu	413-545-5292	umassathletics.com
Northeastern	Matt McDonald	ma.mcdonald@neu.edu	617-373-4154	gonu.com
Penn	Mike Mahoney	mahoneyw@upenn.edu	215-898-9232	pennathletics.com
Rhode Island	Mike Laprey	mlaprey@uri.edu	401-874-2401	gorhody.com
Richmond	Mark Kwolek	mkwolek@richmond.edu	804-289-8320	richmondspiders.com
Rider	Bud Focht	focht@rider.edu	609-896-5138	gobroncs.com
Robert Morris	Jim Duzyk	duzyk@rmu.edu	412-397-4919	rmucolonials.com
St. Bonaventure	Dallas Miller	dmiller@sbu.edu	716-375-2575	gobonnies.com
Saint Joseph's	Marie Wozniak	mwozniak@sju.edu	610-660-1727	sjuhawks.com
Saint Louis	Brian Kunderman	bkunderm@slu.edu	314-977-3346	slubillikens.com
Temple	Larry Dougherty	larrydoc@temple.edu	215-204-2588	owlsports.com
Towson	Dan O'Connell	doconnell@towson.edu	410-704-3102	towsontigers.com
Villanova	Mike Sheridan	michael.sheridan@villanova.edu	610-519-4145	villanova.com
Xavier	Tom Eiser	eiser@xavier.edu	513-745-3124	goxavier.com



RADIO

Kale Beers • Play-by-Play



Kale Beers is in his third year as Associate Athletic Director for External Affairs and his 15th as the “Voice of the Explorers.”

In his position, Beers leads fundraising efforts to include duties as Executive Director of The Explorer Club.

He spent the eight years as the Director of Athletic Communications where he oversaw all aspects of sports information, public relations, game day management and was the primary web-master for GoExplorers.com.

Beers is the longest tenured play-by-play man in the Big 5. Only Dan Baker (Drexel) has called more city series games among current city broadcasters. He has called over 500 Explorer events including men’s and women’s basketball and football since 1996.

A 1995 maxima cum laude graduate of La Salle’s Department of Communication, Beers is currently working in his 19th season in professional and collegiate sports. His career began as a junior at La Salle when he secured an internship with the Philadelphia Phillies. He would continue to work in the Phillies’ Video Services Department through the 1996 season before building an resume as a play-by-play broadcaster and media relations director for the minor league affiliates of the Phillies, Cleveland Indians, Pittsburgh Pirates, Anaheim Angels, and the Kansas City Royals.

Beers, 41, was born in Emmaus, PA., and is a veteran of the U.S. Army, in which he served six years (two in active duty) as a Cavalry Scout. He resides in Plymouth Meeting with his wife Suzanne and is currently working on earning his Masters Degree in Education at La Salle.

Steve Degler • Color Analyst



Steve Degler enters his 15th season as the color analyst on the La Salle Basketball Radio Network.

Degler is currently a television voice of the Lehigh Valley IronPigs and Reading Phillies after serving as the radio voice of the R-Phils for 17 seasons.

Along with his work with in professional baseball, Degler has also worked for 21 years as radio/TV broadcaster and public address announcer for football, baseball and basketball at Kutztown University.

He has also been a television play-by-play announcer for Lehigh University football for seven seasons and he was the lead broadcaster for the Niagara University Sports Network for three years, broadcasting men’s basketball and hockey.

Degler has been involved for many years as a radio and TV broadcaster for high school and college soccer, football, hockey and basketball games in Pennsylvania and New Jersey, calling numerous district and state tournament contests, including several state championship games.

A 1988 graduate of Kutztown University, with a Bachelor of Science in Telecommunications, he and his wife, Karen, and their daughters, Sarah and Hannah, reside in the Reading area.

NEWS TALK

**990 AM
WNTP**

WFIL AM560

Philadelphia's Christian Radio

La Salle games are broadcast live on 990 AM or 560 AM and streamed on the internet through RedZone Media. Video streaming for all non-televised home games is available on GoExplorers.com.





2011-12 EXPLORERS



UNIVERSITY

IASALLE
3

IASALLE
5

IASALLE
25

IASALLE
7

IASALLE
21

IASALLE
14



ROSTER

2011-12 La Salle Men's Basketball Roster

Numerical Roster

No.	Name	Cl.	Pos.	Ht.	Wt.	Hometown/Last School
1	D.J. Peterson	Fr.	G	6-5	185	Burnsville, Minn. / Lee Academy (Maine)
3	Tyreek Duren	So.	G	6-0	180	Philadelphia, Pa./Neumann-Goretti
4	Matt Lopez	R-Fr.	C	7-0	245	Erial, N.J. / Washington Twp.
5	Taylor Dunn	Jr.	G	6-2	200	State College, Pa. / Winthrop
10	Sam Mills	So.	G	6-2	180	Sunrise, Fla. / Cardinal Gibbons
14	Devon White	Sr.	F	6-8	240	Philadelphia, Pa. /Strawberry Mansion
21	Steve Zack	Fr.	C	6-11	240	New Cumberland, Pa./Red Land
23	Earl Pettis	Sr.	G	6-5	215	Philadelphia, Pa. / Rutgers
25	Jerrell Wright	Fr.	F	6-8	230	Philadelphia, Pa. / Dobbins Tech
35	Rohan Brown	Fr.	G/F	6-6	205	Hartford, Conn. / East Catholic
42	Matt Sheehan	Sr.	F	6-4	245	Havertown, Pa. / Episcopal Academy
55	Ramon Galloway	Jr.	G	6-3	175	Philadelphia, Pa. / South Carolina

Alphabetical Roster

No.	Name	Cl.	Pos.	Ht.	Wt.	Hometown/Last School
35	Rohan Brown	Fr.	G/F	6-6	205	Hartford, Conn. / East Catholic
5	Taylor Dunn	Jr.	G	6-2	200	State College, Pa. / Winthrop
3	Tyreek Duren	So.	G	6-0	180	Philadelphia, Pa./Neumann-Goretti
55	Ramon Galloway	Jr.	G	6-3	175	Philadelphia, Pa. / South Carolina
4	Matt Lopez	R-Fr.	C	7-0	245	Erial, N.J. / Washington Twp.
10	Sam Mills	So.	G	6-2	180	Sunrise, Fla. / Cardinal Gibbons
1	D.J. Peterson	Fr.	G	6-5	185	Burnsville, Minn. / Lee Academy (Maine)
23	Earl Pettis	Sr.	G	6-5	215	Philadelphia, Pa. / Rutgers
42	Matt Sheehan	Sr.	F	6-4	245	Havertown, Pa. / Episcopal Academy
14	Devon White	Sr.	F	6-8	240	Philadelphia, Pa. /Strawberry Mansion
25	Jerrell Wright	Fr.	F	6-8	230	Philadelphia, Pa. / Dobbins Tech
21	Steve Zack	Fr.	C	6-11	240	New Cumberland, Pa./Red Land

Explorers by Class: Seniors (3), Juniors (2), Sophomores (2), Freshmen (5)

Head Coach: Dr. John Giannini (North Central '84) - 8th season

Assistant Coach: Horace Owens (Rhode Island '83) -8th season

Assistant Coach: Harris Adler (University of the Sciences '98) -8th season

Assistant Coach: Will Bailey (Alabama Birmingham '98) - 2nd season

Director of Basketball Operations: Sean Neal (La Salle '07) – 4th season

Video Coordinator: Terrance Stewart (Rowan '96) – 3rd season

Pronunciation Guide

Rohan Brown – RO-hahn








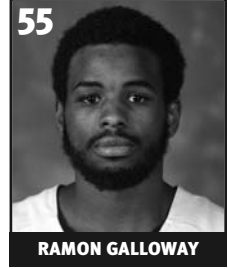



Tyreek Duren – DURR-in

John Giannini – juh-nee-nee


Matt Sheehan – SHEE-in



PHOTO ROSTER







TAYLOR DUNN

Junior • Guard

6-2 • 200

State College, Pa. / Morgantown (W.V.)/

Mercersburg Academy/Winthrop

5

2010-11: Sat out due to NCAA transfer rules.

2009-10 (at Winthrop University): Appeared in four games off the bench...Averaged 1.0 points and 0.3 rebounds per game.

2008-09 (at Mercersburg Academy): Spent one season at Mercersburg Academy (PA), earning first team All-Mid Atlantic Prep League honors...Averaged 18.8 points, 4.5 rebounds and 2.0 assists.

High School: Averaged 13.3 points, 3.5 rebounds and 2.0 assists as a junior at Morgantown (WV) High School, earning third team all-state and first team all-conference honors...Missed senior year due to injury.


Personal: Father, Jerry, was the head men's basketball coach for Penn State from 1995-03 and has been an assistant coach at George Mason, PSU, West Virginia and Michigan.

Major: Biology.

Year	GP-GS	Min/Avg	FG-FGA	Pct	3P-ATT	Pct	FT-FTA	Pct	OR	DR	REB	Avg	PF-FO	Ast	TO	Blk	Stl	Pts/Avg
2009-10*	4-0	6/1.5	1-3	.333	1-2	.500	1-2	.500	1	0	1	0.3	1-0	0	0	0	0	4/1.0
TOTAL	4-0	6/1.5	1-3	.333	1-2	.500	1-2	.500	1	0	1	0.3	1-0	0	0	0	0	4/1.0

*at Winthrop





TYREEK DUREN

Sophomore • Guard

6-0 • 180

Philadelphia, Pa./Neumann-Goretti

3

2010-11 (9.8 ppg./2.8 rpg./4.4 apg.): Atlantic 10 All-Rookie Team...Set school record for steals by a freshman (62)...Second most assists (146) by a freshman and most by an Explorer since Julian Blanks had 164 in 2001-02...Third in A-10 in steals/game (1.9) and fourth in assists/game (4.4)...Also was ninth in free throw percentage in league (.779)...Three-time A-10 Rookie of the Week (11/15, 12/6, 1/3)...Had 14 points in career-high 46 minutes in A-10 First Round win at St. Bonaventure...Had 18 points on 5-for-6 FG at #25 Xavier (2/22)...Tied career-high with five steals and added 12 points vs. Dayton (2/5)...Had 12 points in 44 minutes at Charlotte (1/29)...Posted career-best seven rebounds and five steals, while dishing seven assists vs. Saint Joseph's (1/27)...Had 11 points, seven assists and six rebounds at Rhode Island (1/22)...Scored 15 points on 5-for-9 shooting in win over Penn (1/12)...Had 18 points vs. Binghamton on 7-for-10 shooting...Scored career-high 19 points vs. Towson (12/29) off the bench...Had 13 points and seven assists versus Villanova (12/12)...Scored nine points and dished seven assists vs. Delaware State (11/29)...Had 12 points vs. Missouri (11/24)...Set then career high with 14 points vs. Morgan State (11/20)...Named Atlantic 10 Rookie of the Week (11/15) after dishing nine assists versus Columbia (11/12), tying Julian Blanks for the most by a La Salle freshman in his debut (11/20/99 vs. Mount St. Mary's).

Career Highs

Points: 19 vs. Towson (12/29/10)
Minutes: 46 at St. Bonaventure (3/8/11)
FGM: 7 vs. Binghamton (1/2/11)
FGA: 14 at St. Bonaventure (3/8/11)
3PM: 2, three times
3PA: 3, five times
FTM: 7, twice
FTA: 8, three times
Rebounds: 7, vs. Saint Joseph's (1/27/11)
Assists: 9 vs. Columbia, (11/20/10)
Steals: 5, twice
Blocks: 2, twice

High School: First Team Class AAA All-State...*Philadelphia Daily News* First Team All-City and First Team All-Catholic League...Led Neumann-Goretti to the PIAA Class AAA State Championship with a 30-1 record...The Saints also captured the Philadelphia Catholic League and District 12 championships...Averaged 14.1 points and five assists per game as a senior...Three-star recruit by Scout.com and #37 ranked point guard...#46 ranked point guard by ESPNU, receiving a 90 grade...Selected La Salle over Massachusetts and Temple...Scored 1,045 points in his career...Averaged 12 points and seven assists as a junior, earning *Philadelphia Daily News* Second Team All-Catholic League and Third Team All-City.

Personal: Major is management.

Year	GP-GS	Min/Avg	FG-FGA	Pct	3P-ATT	Pct	FT-FTA	Pct	OR	DR	REB	Avg	PF-FO	Ast	TO	Blk	Stl	Pts/Avg
2010-11	33-30	1115/33.8	105-233	.451	17-53	.321	95-122	.779	12	81	93	2.8	64-0	146	88	9	62	322/9.8
TOTAL	33-30	1115/33.8	105-233	.451	17-53	.321	95-122	.779	12	81	93	2.8	64-0	146	88	9	62	322/9.8





MATT LOPEZ
R-Freshman • Center
7-0 • 245
Erial, N.J./Washington Twp.

4


2010-11: Redshirt.

High School: Earned third team all-New Jersey Group IV honors and second team All-South Jersey honors as a senior...Averaged 16.5 points and 11.0 rebounds per game...Scored over 1,000 points in his scholastic career...Averaged 12 points, nine rebounds and four blocks as a junior to earn first team all-Gloucester County and first team all-Olympic Conference honors...McDonald's All-American Game nominee.

Personal: Played for the Puerto Rico U-18 National Team at the 2010 FIBA Americas Championship.

Major: Business administration.





SAM MILLS

Sophomore • Guard

6-2 • 180

Sunrise, Fla./Cardinal Gibbons

10

2010-11 (5.4 ppg./2.7 rpg./1.7 apg.): Shot 43.5% from three-point range (30-for-65)...Scored seven points at Temple (3/5) and at St. Bonaventure (3/8)...Had nine points at St. Bonaventure (2/12)...Scored 10 points vs. Binghamton (1/2)...Played career-best 43 minutes vs. Towson (12/29)...Scored 10 points vs. Rider (12/22)...Hit four three[apostrophes]s on the way to career-high 14 points vs. Villanova (12/12)...Set career-high with nine points vs. Prairie View (11/18)..Had four points in 26 minutes versus Columbia (11/12)...Held Noruwa Agho to five second half-points after he scored 21 in the first.

Career Highs


Points: 14 vs. Villanova (12/12/10)
Minutes: 43 vs. Towson (12/29/10)
FGM: 5 vs. Villanova (12/12/10)
FGA: 9 vs. Richmond (1/8/11)
3PM: 4 vs. Villanova (12/12/10)
3PA: 5 vs. Villanova (12/12/10)
FTM: 3 vs. Morgan St. (11/20/10)
FTA: 6 vs. Morgan St. (11/20/10)
Rebounds: 6 vs. Prairie View (11/18/10)
Assists: 5 at G. Washington (1/5/11)
Steals: 4 vs. Fordham (3/2/11)
Blocks: 1 vs. Penn (1/12/11)

High School: First Team All-State Class 4A-6A by the *Sun-Sentinel*...First Team All-State Class 4A by the Florida Sportswriters...First team all-Broward County by the *Miami Herald*...Averaged 22 points and six assists per game in leading Cardinal Gibbons to the Florida Class 4A semifinals...Scored 35 points against Pine Crest and Gatorade National Player of the Year Brandon Knight (Kentucky/Detroit Pistons)...Averaged 17 points and seven assists as a junior to earn honorable mention all-county honors...Three-star recruit by Scout.com and the #30 ranked point guard...Received an 87 grade from ESPN.

Personal: Major is psychology.

Year	GP-GS	Min/Avg	FG-FGA	Pct	3P-ATT	Pct	FT-FTA	Pct	OR	DR	REB	Avg	PF-FO	Ast	TO	Blk	Stl	Pts/Avg
2010-11	32-9	884/27.6	63-155	.406	30-69	.435	16-32	.500	24	61	85	2.7	62-0	54	41	2	23	172/5.4
TOTAL	32-9	884/27.6	63-155	.406	30-69	.435	16-32	.500	24	61	85	2.7	62-0	54	41	2	23	172/5.4





EARL PETTIS

Senior • Guard

6-5 • 215

Philadelphia, Pa./Neumann-Goretti/
Paterson School/Rutgers

23

2010-11 (9.1 ppg./4.1 rpg./2.6 apg): Appeared in 33 games, starting 32...Averaged 9.1 ppg. and 4.1 rpg...Second on team with 86 assists...Connected on 40 three's for a .370 percentage...Posted first career double-double with 11 points and 10 rebounds vs. UMass (2/27)...Had career-high 24 points vs. Dayton on 10-for-10 FT (2/5)...Scored 14 points vs. St. Joe's (1/27)...Hit four three's and scored 14 points in win at Rhode Island (1/22)...Set then career-high with 21 points on career-best five three's at GW (1/5)...Scored 12 points vs. Towson (12/29)...Had career-high with 19 points vs. Oklahoma State (12/4)...Scored double-figures for the third straight game with 10 points vs. Delaware State (11/29)...Tied career-high with 18 points vs. Providence (11/23)...Added 13 points vs. Missouri (11/24).

Career Highs

Points: 14 vs. Villanova (12/12/10)
Minutes: 43 vs. Towson (12/29/10)
FGM: 5 vs. Villanova (12/12/10)
FGA: 9 vs. Richmond (1/8/11)
3PM: 4 vs. Villanova (12/12/10)
3PA: 5 vs. Villanova (12/12/10)
FTM: 3 vs. Morgan St. (11/20/10)
FTA: 6 vs. Morgan St. (11/20/10)
Rebounds: 6 vs. Prairie View (11/18/10)
Assists: 5 at G. Washington (1/5/11)
Steals: 4 vs. Fordham (3/2/11)
Blocks: 1 vs. Penn (1/12/11)

2009-10: Redshirt after transferring from Rutgers.

2008-09 (at Rutgers): Appeared in 30 games, starting 21...Averaged 4.6 points and 2.5 rebounds per game...Shot .455 from the field including 14-for-47 (.298) from three-point range...Third on team with 26 steals...Had a key tip-in with 13 seconds remaining to register the 45-42 final score in win over USF...Played a season-high 31 minutes at No. 25 Syracuse...Made three-of-six field goals, including two-of-two three pointers, to post eight points in 20 minutes against Providence... Shot 5-8 from the field and 3-4 from behind the arc en route to 14 points at Providence...Started at home versus Seton Hall and shot 5-10 for 11 points, while grabbing five rebounds in a career-high tying 29 minutes...Made 4-5 field goals to finish with eight points and five rebounds at Georgetown, while also posting a career-high tying three steals...Returned to the starting lineup versus DePaul, shooting 6-of-8 for a season-high 12 points, while also grabbing six rebounds...Finished with four points, two rebounds and two assists against No. 15 Marquette.

2007-08 (at Rutgers): Played in 29 games (three starts) as a true freshman...Averaged 3.3 points and 2.0 rebounds per game...Shot .371 from the field and .355 (11-for-31) from three-point range...Twice registered double figures in the month of February...Led the team in scoring with a career-high 18 points against Connecticut, on 8-of-11 shooting, including 2-of-2 from behind the arc...

Year	GP-GS	Min/Avg	FG-FGA	Pct	3P-ATT	Pct	FT-FTA	Pct	OR	DR	REB	Avg	PF-FO	Ast	TO	Blk	Stl	Pts/Avg
2007-08*	29-3	384/13.2	37-99	.374	11-31	.355	9-15	.600	15	43	58	2.0	36-0	28	39	2	10	94/3.2
2008-09*	31-20	547/17.6	56-123	.455	14-47	.298	18-24	.750	25	53	78	2.5	57-2	33	36	5	26	144/4.6
2009-10																		
2010-11	33-32	878/26.6	106-260	.408	40-108	.370	47-52	.904	35	99	134	4.1	65-1	86	79	2	40	299/9.1
TOTAL	93-55	1809/19.5	199-482	.413	65-186	.349	74-91	.813	75	195	270	2.9	158-3	147	154	9	76	537/5.8

* at Rutgers



Grabbed a career-high seven rebounds, while also totaling seven points on 3-of-6 shooting and two assists in a career-high 29 minutes against Notre Dame... Recorded 10 points in 19 minutes at West Virginia, finishing 3-of-6 from the field, including 2-of-2 from long distance... Scored eight points on 3-of-5 shooting against Providence... Grabbed five rebounds to go along with four points and two steals in 18 minutes against Georgetown... Made first career start at USF...Had seven points and five rebounds in 21 minutes against Manhattan...Versus No. 1 North Carolina, posted six points and six rebounds in 25 minutes.

2006-07 (at Patterson School): Prepped at the Patterson School in Lenore, NC...Cited by Scout.com as the 37th-ranked small forward nationally...Rated as the nation's 21st-best fifth-year player by Hoop Scoop...Was one of four Patterson players to sign Division I NLI's for 2007.

High School: Graduated from Neumann-Goretti HS in Philadelphia, where he was a four year starter and scored 1,045 career points...Averaged 14.2 points, 7.0 rebounds and 3.0 assists per game as a senior...Shot 49 percent from the field during his senior campaign and received First Team All-Catholic honors from the league's head coaches...Was a Second Team All-Philly choice by Metro Hoops...Led team to back-to-back Catholic League championships and was a two-time Philadelphia Daily News All-City selection.

Personal: Major is sociology...Brother, Robert Taylor, played at Rider and currently competes overseas in Germany.









MATT SHEEHAN

Senior • Forward

6-4 • 245

Havertown, Pa. / Episcopal Academy

42

2010-11: Appeared in five games as a first-year walk-on...Grabbed three rebounds...Played two minutes vs. UMass (2/27)...Played two minutes vs. Binghamton (1/2)...Saw action vs. Missouri (11/24)...Played two minutes vs. Prairie View (11/18).


At La Salle: Arrived at La Salle as a football player in fall, 2007...Did not appear in any contests.

High School: Earned all-city, all-league and all-Main Line honors as a left tackle at Episcopal Academy...Also played basketball and baseball.

Personal: Graduated cum laude with degrees in criminal justice and sociology in May, 2011...Pursuing master's degree in education...President of the criminal justice honor society...Dean's List...Member of La Salle University Ambassadors.

Year	GP-GS	Min/Avg	FG-FGA	Pct	3P-ATT	Pct	FT-FTA	Pct	OR	DR	REB	Avg	PF-FO	Ast	TO	Blk	Stl	Pts/Avg
2010-11	5-0	8/1.6	0-7	.000	0-0	.000	0-0	.000	2	1	3	0.6	3-0	0	2	0	0	0/0.0
TOTAL	5-0	8/1.6	0-7	.000	0-0	.000	0-0	.000	2	1	3	0.6	3-0	0	2	0	0	0/0.0





DEVON WHITE

Senior • Forward

6-8 • 240

Philadelphia, Pa./Strawberry Mansion

14

2010-11 (4.2 ppg./3.2 rpg.) Appeared in 33 games, starting two...Averaged 4.2 ppg. and 3.2 rpg...Shot .513 from the field...Tied career-high with 11 points vs. Fordham (3/2)...Blocked four shots vs. Dayton (2/5)...Scored six points in nine minutes versus Villanova (12/12)...Had eight points in eight minutes vs. Oklahoma State (12/4)...Set career-high with 11 points and added seven rebounds vs. Providence (11/23)...Made 9-of-10 shots in two games vs. Providence and Morgan State.

2009-10 (2.9 ppg./3.3 rpg.): Appeared in 28 games, starting nine...Averaged 2.9 points and 3.3 rebounds per game...Scored first collegiate points with four versus South Carolina (11/19)...Made first start against Xavier (1/7), setting the career-highs in points (six), rebounds (five) and minutes (25)...Scored eight points in a game three times -- versus Charlotte (1/23), at Duquesne (2/14) and versus Massachusetts (3/3)...Had career-high nine rebounds versus Temple (2/28)...Started seven straight games from February 6 to March 3.

2008-09: Redshirt.

High School: Averaged 11.6 points, 12 rebounds, and 4 blocked shots per game for the Knights...named second team All-Southeast Pennsylvania and second team All-City...scored 11 points while pulling down 23 rebounds and blocking 15 shots in District XII semifinal game...Helped lead the Knights to the Pennsylvania state final and was ranked by ESPN as the 41st best center in the country.

Personal: Major is sociology.


Career Highs

Points: 11, twice
Minutes: 30 at Duquesne (2/14/10)
FGM: 5, twice
FGA: 9, twice
FTM: 3, twice
FTA: 4, four times
Rebounds: 9 vs. Temple(2/28/10)
Assists: 2 at Duquesne (2/14/10)
Steals: 3, twice
Blocks: 5 vs. Prairie View (11/18/10)

Year	GP-GS	Min/Avg	FG-FGA	Pct	3P-ATT	Pct	FT-FTA	Pct	OR	DR	REB	Avg	PF-FO	Ast	TO	Blk	Stl	Pts/Avg
2009-10	28-9	369/13.2	36-69	.522	0-0	.000	10-23	.435	43	48	91	3.3	48-0	9	17	20	12	82/2.9
2010-11	33-2	401/12.2	59-115	.513	0-0	.000	19-33	.576	39	65	104	3.2	68-0	8	21	33	14	137/4.2
TOTAL	61-11	770/12.6	95-184	.516	0-0	.000	29-56	.518	82	113	195	3.2	116-0	17	38	53	26	219/3.6



NEWCOMERS



RAMON GALLOWAY

Junior • Guard

6-3 • 175

Philadelphia, Pa./

William T. Dwyer (Fla.)/South Carolina

55

Transfer from South Carolina...Received hardship waiver from NCAA and will be able to compete in 2011-12.

2010-11 (10.7 ppg./2.6 rpg./1.7 apg.): Saw action in all 30 contests with four starts as a sophomore ... Averaged 10.7 points, 2.6 rebounds, 1.7 assists and 1.1 steals in 24.5 minutes per game ... In SEC play, averaged 11.1 points, 3.3 rebounds, 1.9 assists and 1.3 steals in 27.3 minutes per contest ... Tallied 17 double-figure scoring games, including three 20-point performances ... Posted 15 games with at least three rebounds and 15 games with at least two assists ... Second on the team with 34 steals ... Led the team or shared the team lead in scoring seven times, in assists five times and in steals seven times ... Missed entire preseason due to a right forefoot fracture suffered in mid-October ... Returned to score 11 points in season opener vs. Elon (Nov. 12) ... Scored career-high 22 points in double-overtime win over WKU (Nov. 24) ... Also collected five rebounds and dished four assists vs. the Hilltoppers ... Tallied 15 points vs. Boston College (Jan. 1) .

2009-10 (7.8 ppg./2.5 rpg./1.2 apg.): Saw action in all 31 contests with six starts ... Averaged 7.8 points, 2.5 rebounds, 1.2 assists and 0.5 steals in 21.5 minutes per contest during freshman campaign ... In SEC play, averaged 6.4 points, 2.0 rebounds and 0.9 assists in 21.0 minutes per game ... Registered 12 double-figure scoring contests, including two with 15 or more points ... Posted 12 games with two or more assists ... Scored four points and collected a season-best six rebounds in college debut vs. Alabama A&M (Nov. 13) ... Posted first double-figure scoring contest in 10-point effort in second college contest vs. Georgia Southern (Nov. 16) ... In victory over South Florida (Nov. 20) at Charleston Classic, helped seal win with 5-of-8 accuracy from the free throw line ... Tallied four consecutive double-figure scoring contests, beginning with 14 points in Charleston Classic finale vs. Miami (Nov. 22) ... Was an impressive 4-of-8 from beyond the arc in contest vs. Hurricanes ... Tallied 10 points vs. Jacksonville (Nov. 27) and 11 each vs. WKU (Dec. 2) and at Clemson (Dec. 6) ... Was solid in victory against intrastate rival Furman (Dec. 21), posting 15 points, three rebounds, one assist, one block and one steal ... Added 10 points vs. Baylor (Jan. 2) ... Earned first-career start, posting 12 points and three rebounds in win vs. Longwood (Jan. 5) .

High School: Posted 17.7 points, 7.0 rebounds and 4.5 assists per game during senior season at William T. Dwyer under head coach Fred Ross ... Sun Sentinel's 6A/5A/4A Player of the Year. and first team all-state...Averaged 17 points, eight rebounds and six assists as a junior ... Led 2007-08 squad to 21-4 record ... Played in FHSAA Class 5A regional final ... Named first-team all-area and first-team all-conference as a junior ... Played first two seasons at Freire Charter in Philadelphia.

Personal: Major is sociology.

Career Highs*

Points: 22, vs. W. Kentucky (11/27/10)

Minutes: 35 vs. Vanderbilt (1/8/11)

FGM: 8 vs. W. Kentucky (11/27/10)

FGA: 17 vs. Auburn (1/29/11)

3PM: 4, four times

3PA: 11 vs. Mississippi St. (2/27/11)

FTM: 7 vs. Ole Miss (2/22/11)

FTA: 8, four times

Rebounds: 6 vs. Florida (1/15/11)

Assists: 6 vs. Florida (1/15/11)

Steals: 4 at Georgia (2/26/11)

Blocks: 1, eight times


*at South Carolina

Year	GP-GS	Min/Avg	FG-FGA	Pct	3P-ATT	Pct	FT-FTA	Pct	OR	DR	REB	Avg	PF-FO	Ast	TO	Blk	Stl	Pts/Avg
2009-10*	31-6	667/21.5	82-204	.402	39-120	.325	40-57	.702	23	56	79	2.5	65-0	38	50	5	17	243/7.8
2010-11*	30-4	734/24.5	112-313	.358	44-133	.331	54-77	.701	16	61	77	2.6	73-3	50	62	3	34	322/10.7
TOTAL	61-10	1401/23.9	194-517	.375	83-253	.328	94-134	.701	39	117	156	2.6	138-3	88	112	8	51	565/9.3

* at South Carolina



NEWCOMERS



ROHAN BROWN

Freshman • Guard/Forward

6-6 • 205


Hartford, Conn./East Catholic

35

High School: All-state selection after averaging 20 points and 12 rebounds per game...Also named to the Hartford Courant Fab 15 team...MVP of the annual Connecticut High School Coaches Association All-Star game...Earned All-Central Connecticut North honors..Averaged 16 ppg. and 12 rpg. as a junior to earn

honorable mention all-state recognition.

Major: Liberal arts.



D.J. PETERSON

Freshman • Guard

6-5 • 185

**Burnsville, Minn./Hopkins/
Lee Academy (Maine)**

1


Prep (at Lee Academy): Averaged 15 points, six rebounds and four assists a game...Shot 40% from three-point range.

High School: Led Hopkins High School to two straight Class 4A State Championships and a combined 61-2 record during his junior and senior seasons...Earned all-state and all-Metro honors as a senior after averaging 14 points, six rebounds and five assists...McDonald's All-America nominee.

Major: Liberal arts.



NEWCOMERS



JERRELL WRIGHT

Freshman • Forward

6-8 • 230

Philadelphia, Pa./Dobbins Tech

25

High School: First team Class AAA all-state...*Philadelphia Daily News* and Markward Club Philadelphia Player of the Year...First team all-city by the *Daily News*...Averaged 19.9 points, 14.0 rebounds and 5.0 blocks per game...First team all-Public League... Public League Player of the Year by the Herb Good Club...Second team All-Southeastern Pennsylvania by the *Philadelphia Inquirer*...McDonald's All-American nominee...Second team all-state as a junior after averaging 21.7 ppg...First team all-Public League and second team all-city by the *Daily News*.

Personal: Attended same high school as assistant coach Horace Owens...Major is liberal arts.



STEVE ZACK

Freshman • Center

6-11 • 240

New Cumberland, Pa./Red Land

21

High School: A two-time *Patriot News* All-Big 15 team selection...First team Mid-Penn as a senior after averaging 15.0 points and 10.0 rebounds per game...Led team to District finals and elite eight of state tournament...Second-team Mid-Penn Keystone Division all-star as a junior...Helped Red Land (23-5) to the Mid-Penn Keystone Division title...Averaged 13.8 points, 10.1 rebounds and 2.0 blocks per game as a junior.

Major: Business administration.



INDIVIDUAL GAME-BY-GAME

#3 Tyreek Duren

2010-11 Game by Game

Opponent	Min	FG-A	3P-A	FT-A	O	D	Reb	PF	Ast	TO	Blk	Stl	Pts
*Columbia	31	3-9	0-1	2-4	0	2	2	4	9	5	0	2	8
*Baylor	35	1-7	0-3	0-0	0	1	1	4	2	3	2	1	2
*Prairie View	27	1-3	1-1	0-2	0	4	4	2	3	3	2	2	3
*Morgan St.	29	3-5	2-2	6-8	0	1	1	3	5	2	0	2	14
*Providence	30	0-4	0-0	2-2	0	1	1	4	4	2	0	0	2
*Missouri	37	4-5	0-1	4-7	0	4	4	0	6	3	0	0	12
*Delaware St.	37	3-7	0-2	3-4	0	0	0	1	7	2	0	2	9
*Okla. St.	43	3-5	1-1	2-3	1	2	3	3	5	5	0	1	9
*Boston Univ.	35	4-8	0-2	1-3	1	0	1	1	3	2	1	2	9
*Villanova	37	3-11	0-2	7-8	0	2	2	1	7	4	0	3	13
*Bucknell	10	0-1	0-1	2-2	0	0	0	0	0	0	0	0	2
Rider	27	1-2	0-1	0-1	0	4	4	3	4	4	0	3	2
Towson	40	6-9	2-2	5-5	0	0	0	2	6	2	0	1	19
*Binghamton	29	7-10	1-3	3-3	1	1	2	2	4	3	0	3	18
*G. Washington	35	4-10	0-3	0-0	1	3	4	3	3	2	1	1	8
*Richmond	26	2-5	0-1	6-6	0	5	5	1	2	5	0	2	10
*Penn	39	5-9	2-2	3-3	0	3	3	4	2	2	0	2	15
*UMass	37	5-8	1-2	0-0	0	5	5	1	3	1	1	0	11
*Duquesne	31	4-9	0-2	1-3	0	0	0	3	3	3	0	1	9
*R. Island	38	4-9	0-1	3-3	0	6	6	0	7	2	1	3	11
*St. Joe's	38	4-8	1-1	0-0	1	6	7	3	7	6	0	5	9
*Charlotte	44	3-12	0-3	6-6	2	3	5	3	5	1	0	0	12
*Temple	40	4-9	0-0	5-6	1	2	3	1	0	6	0	2	13
*Dayton	33	4-9	0-2	4-4	1	2	3	3	5	4	0	5	12
*Saint Louis	34	2-5	0-1	4-6	0	1	1	2	5	2	0	4	8
*St. Bona.	33	2-5	0-1	0-0	0	1	1	2	5	1	0	0	4
*G. Washington	36	4-6	2-3	5-7	0	3	3	1	8	2	0	3	15
*Xavier	35	5-6	1-1	7-8	0	2	2	1	4	3	0	1	18
Massachusetts	25	1-5	0-1	4-5	1	1	2	1	2	1	1	2	6
*Fordham	24	1-3	1-1	0-0	1	2	3	1	5	0	0	2	3
*Temple	38	1-5	0-1	6-6	0	6	6	0	7	2	0	2	8
*St. Bona.	46	5-14	1-3	3-5	1	3	4	2	5	3	0	4	14
*Temple	37	6-10	1-2	1-2	0	5	5	2	3	2	0	1	14

#10 Sam Mills

2010-11 Game by Game

Opponent	Min	FG-A	3P-A	FT-A	O	D	Reb	PF	Ast	TO	Blk	Stl	Pts
Columbia	26	2-3	0-1	0-0	0	1	1	2	1	0	0	1	4
Baylor	22	1-5	1-4	0-0	0	0	0	0	4	2	0	1	3
Prairie View	23	3-8	1-2	2-2	1	5	6	3	1	1	0	0	9
Morgan St.	30	2-4	0-1	3-6	0	4	4	2	2	1	0	1	7
Providence	29	2-5	1-2	0-0	0	4	4	4	2	2	0	0	5
Missouri	26	1-3	1-1	0-0	1	0	1	0	3	2	0	0	3
*Delaware St.	33	1-3	1-2	0-0	1	2	3	1	0	3	0	1	3
Okla. St.	29	1-3	1-2	0-1	1	2	3	2	2	2	0	0	3
Boston Univ.	16	0-4	0-2	0-0	1	1	2	2	0	1	0	2	0
Villanova	25	5-7	4-5	0-0	0	3	3	4	1	3	0	1	14
Bucknell	34	3-4	2-3	0-2	1	1	2	3	3	1	0	2	8
*Rider	26	4-7	2-3	0-0	0	1	1	1	1	2	0	1	10
*Towson	43	1-3	1-2	1-2	1	2	3	2	0	3	0	0	4
*Binghamton	28	4-8	1-4	1-2	3	2	5	2	4	0	0	0	10
G. Washington	33	3-5	2-2	0-0	1	2	3	3	5	0	0	0	8
*Richmond	33	3-9	1-3	0-0	1	1	2	3	3	1	0	1	7
*Penn	39	3-5	1-2	0-0	0	1	1	3	2	2	1	1	7
UMass	22	1-2	1-2	0-0	0	3	3	0	1	0	0	0	3
Duquesne	26	0-4	0-0	0-0	1	4	5	2	3	3	0	0	0
R. Island	24	2-4	1-2	0-0	1	1	2	3	0	0	0	1	5
St. Joe's	26	2-4	1-1	0-0	2	1	3	2	2	2	0	1	5
Charlotte	32	1-7	0-3	0-0	1	2	3	3	3	0	0	0	2
*Temple	39	4-9	3-3	2-5	1	3	4	1	2	1	0	0	13
*Dayton	19	1-6	1-4	0-0	2	2	4	3	4	0	1	0	3
Saint Louis					Did not play - injury								
St. Bona	21	3-4	1-1	2-2	0	4	4	1	0	0	0	0	9
G. Washington	32	1-4	0-1	1-4	1	2	3	2	0	2	0	2	3
*Xavier	26	1-5	0-2	0-0	0	2	2	0	0	1	0	0	2
Massachusetts	22	0-3	0-3	0-0	0	2	2	2	0	1	0	1	0
Fordham	20	0-3	0-1	3-5	0	2	2	0	2	0	0	4	3
Temple	23	3-4	1-1	0-0	1	0	1	2	4	1	0	1	7
St. Bona.	34	3-7	1-4	0-0	0	1	1	2	1	1	0	1	7
Temple	23	2-3	0-0	1-1	2	0	2	2	0	1	0	0	5



INDIVIDUAL GAME-BY-GAME

#23 Earl Pettis

2010-11 Game by Game

Opponent	Min	FG-A	3P-A	FT-A	O	D	Reb	PF	Ast	TO	Blk	Stl	Pts
*Columbia	20	3-4	0-0	2-2	1	2	3	3	1	3	0	3	8
*Baylor	27	3-7	0-3	0-0	2	1	3	0	3	5	0	2	6
*Prairie View	35	3-7	1-4	0-0	1	4	5	4	3	2	0	0	7
*Morgan St.	33	2-5	0-2	0-1	0	3	3	0	3	2	0	0	4
*Providence	31	8-12	2-3	0-0	4	2	6	3	4	4	0	1	18
*Missouri	22	5-5	3-3	0-0	1	3	4	2	2	4	0	1	13
*Delaware St.	33	5-11	0-2	0-0	3	4	7	2	3	2	0	0	10
*Okla. St.	37	3-11	1-5	0-0	2	3	5	2	5	2	0	2	7
*Boston Univ.	33	4-8	2-4	9-10	1	2	3	3	3	3	0	2	19
*Villanova	35	3-12	2-4	0-0	0	5	5	1	5	3	0	1	8
*Bucknell	26	3-6	1-3	0-0	1	3	4	0	2	4	0	0	7
*Rider	29	3-10	0-3	1-2	2	2	4	3	2	3	0	1	7
*Towson	28	5-12	1-5	1-2	2	0	2	3	4	6	0	3	12
*Binghamton	20	2-8	1-2	0-0	1	0	1	4	1	2	1	0	5
*G. Washington	34	6-15	5-9	4-4	0	5	5	3	1	1	0	2	21
*Richmond	28	5-11	2-7	0-0	1	5	6	2	3	2	0	1	12
*Penn	21	3-7	2-3	0-0	0	3	3	3	0	0	0	0	8
*UMass	22	1-5	1-3	2-2	1	2	3	3	2	3	0	1	5
*Duquesne	10	0-0	0-0	0-0	0	0	0	0	2	1	0	1	0
*R. Island	27	5-12	4-7	0-0	1	3	4	1	3	5	0	1	14
*St. Joe's	25	3-6	2-3	6-6	0	1	1	1	2	2	0	1	14
*Charlotte	36	5-14	1-4	6-6	2	5	7	1	1	3	0	2	17
*Temple	23	3-9	0-3	0-0	1	3	4	3	2	1	0	0	6
*Dayton	29	7-10	0-2	10-10	3	4	7	4	2	3	0	1	24
*Saint Louis	37	3-6	2-3	0-0	0	6	6	1	5	4	0	4	8
*St. Bona.	22	1-6	0-3	0-0	0	2	2	2	1	2	0	0	2
*G. Washington	33	2-10	0-2	5-6	2	3	5	5	1	1	0	5	9
*Xavier	5	0-1	0-1	0-0	0	0	0	1	0	0	0	0	0
Massachusetts	29	4-10	3-5	0-0	1	9	10	1	5	2	0	3	11
*Fordham	20	2-6	1-4	0-0	1	6	7	1	4	1	1	1	5
*Temple	29	4-5	3-4	1-1	0	4	4	1	4	3	0	1	12
*St. Bona.	21	0-4	0-1	0-0	1	2	3	0	3	0	0	0	0
*Temple	18	0-5	0-1	0-0	0	2	2	2	1	0	0	0	0

#23 Earl Pettis

2008-09 Game by Game (at Rutgers)

Opponent	Min	FG-A	3P-A	FT-A	O	D	Reb	PF	Ast	TO	Blk	Stl	Pts
*Marist	23	3-8	0-2	0-0	0	4	4	5	1	2	1	3	6
*Delaware	23	1-2	0-1	4-4	0	4	4	2	3	1	0	1	6
*Robert Morris	14	3-6	0-1	0-0	0	2	2	2	1	2	0	2	6
*St. Bona.	14	0-3	0-1	0-0	0	0	0	1	0	0	0	0	0
*Lehigh	21	3-4	1-1	0-0	0	3	3	2	1	1	1	1	7
*Saint Peter's	19	3-6	2-3	0-0	3	2	5	3	0	2	0	1	8
at Rider	17	3-8	2-7	0-0	0	3	3	0	2	0	0	0	8
*Binghamton	21	1-4	1-3	0-0	0	3	3	3	0	2	1	0	3
*Princeton	19	1-1	0-0	3-4	1	0	1	1	0	2	0	0	5
*Delaware St.	16	0-1	0-1	0-0	1	0	1	2	0	1	0	1	0
*Bryant	12	1-4	0-1	2-2	1	4	5	0	1	1	0	0	4
*NJIT	21	1-4	0-3	2-2	0	0	0	1	4	2	1	0	4
N. Carolina	9	0-0	0-0	0-0	0	3	3	2	0	4	0	1	0
Pittsburgh	6	0-1	0-1	0-0	0	0	0	1	0	0	0	0	0
Connecticut	13	1-2	1-2	0-0	1	1	2	1	0	1	0	0	3
Marquette	13	2-4	0-1	0-0	1	1	2	2	1	1	0	0	4
Syracuse	12	1-2	0-0	0-0	1	0	1	2	2	1	0	1	2
Cincinnati	9	1-1	0-0	1-2	0	1	1	1	1	2	0	0	3
Louisville	12	0-3	0-2	2-2	0	1	1	0	1	0	0	0	2
St. John's	12	0-0	0-0	0-0	1	0	1	1	0	0	0	0	0
DePaul	27	6-8	0-1	0-1	4	2	6	3	2	2	0	2	12
Georgetown	24	3-4	0-0	2-3	2	3	5	3	1	2	0	3	8
*Seton Hall	29	5-10	0-1	1-2	4	1	5	2	1	1	0	2	11
*Providence	20	5-8	3-4	0-0	1	1	2	5	0	2	0	2	13
*Villanova	11	1-3	0-0	0-0	0	0	0	1	2	2	0	1	2
*West Virginia	7	0-0	0-0	0-0	0	0	0	2	0	1	0	0	0
*Notre Dame	26	2-3	0-0	0-0	0	2	2	3	4	0	0	2	4
*Providence	20	3-6	2-2	0-0	1	3	4	2	1	1	0	0	8
*Syracuse	31	2-5	1-3	1-2	0	3	3	1	0	0	0	2	6
USF	18	2-5	0-1	0-0	2	2	4	1	0	0	0	1	4
*Notre Dame	28	2-7	1-5	0-0	1	4	5	2	3	0	1	0	5



INDIVIDUAL GAME-BY-GAME

#23 Earl Pettis

2007-08 Game by Game (at Rutgers)

Opponent	Min	FG-A	3P-A	FT-A	O	D	Reb	PF	Ast	TO	Blk	Stl	Pts
Tennessee Tech	14	1-6	0-1	2-4	3	1	4	1	5	3	0	0	4
N. Dakota St.	13	1-3	0-0	0-0	0	3	3	0	0	1	0	1	2
NCCU	6	0-1	0-1	0-0	0	0	0	0	0	2	0	0	0
Florida	5	0-0	0-0	0-0	0	0	0	1	0	0	0	0	0
Dartmouth	5	0-0	0-0	0-0	0	0	0	0	0	0	0	0	0
Princeton	9	1-3	1-2	0-0	2	1	3	1	1	3	0	0	3
Lafayette	10	0-3	0-1	0-0	0	0	0	2	0	0	0	0	0
Nebraska	6	0-1	0-0	0-0	0	0	0	0	1	0	0	0	0
NJIT	8	0-1	0-0	0-0	0	0	0	2	0	2	0	0	0
N. Carolina	25	3-6	0-1	0-0	0	6	6	3	2	3	0	2	6
Rider	8	0-4	0-1	0-0	0	3	3	3	1	1	0	0	0
Manhattan	21	2-4	1-1	2-4	0	5	5	4	1	0	0	1	7
*USF	11	1-2	0-0	0-0	0	0	0	0	0	0	0	0	2
*Georgetown	18	2-5	0-0	0-0	0	5	5	0	0	1	0	2	4
*Providence	20	3-5	1-2	1-2	0	2	2	1	0	2	0	0	8
Louisville	10	1-3	0-1	0-0	0	2	2	0	0	1	0	0	2
Syracuse	18	2-5	1-2	0-0	0	1	1	1	2	1	1	1	5
DePaul	9	1-2	0-0	0-0	0	0	0	2	1	0	0	0	2
Villanova	11	0-1	0-1	0-0	0	0	0	2	1	1	0	1	0
Seton Hall	3	0-0	0-0	0-0	2	0	2	0	0	1	0	0	0
Louisville	19	0-3	0-3	0-0	0	2	2	2	2	1	0	1	0
St. John's	10	1-3	0-1	0-0	1	1	2	1	0	0	0	0	2
Cincinnati	4	1-2	1-2	0-0	0	0	0	1	0	0	0	0	3
West Virginia	19	3-6	2-3	2-2	1	2	3	3	1	6	0	0	10
Notre Dame	29	3-6	1-2	0-0	4	3	7	2	2	3	1	0	7
Marquette	20	0-3	0-1	1-2	1	2	3	0	4	5	0	0	1
Connecticut	25	8-11	2-2	0-0	1	1	2	3	3	1	0	0	18
USF	14	1-5	0-2	1-1	0	1	1	1	1	0	0	0	3
Seton Hall	14	2-5	1-1	0-0	0	2	2	0	0	1	0	1	5

#42 Matt Sheehan

2010-11 Game by Game

Opponent	Min	FG-A	3P-A	FT-A	O	D	Reb	PF	Ast	TO	Blk	Stl	Pts
Columbia													
Baylor													
Prairie View	2	0-0	0-0	0-0	0	0	0	0	0	0	0	0	0
Morgan St.													
Providence													
Missouri	0+	0-0	0-0	0-0	0	0	0	0	0	0	0	0	0
Delaware St.													
Okla. St.													
Boston Univ.													
Villanova													
Bucknell													
Rider													
Towson													
Binghamton	2	0-2	0-0	0-0	0	1	0	1	2	0	2	0	0
G. Washington													
Richmond													
Penn													
UMass													
Duquesne													
R. Island													
St. Joe's													
Charlotte													
Temple													
Dayton													
Saint Louis													
St. Bona.													
G. Washington													
Xavier													
Massachusetts	2	0-4	0-0	0-0	1	1	2	0	0	0	0	0	0
Fordham	2	0-1	0-0	0-0	0	0	0	0	0	0	0	0	0
Temple													
St. Bona.													
Temple													



INDIVIDUAL GAME-BY-GAME

#14 Devon White

2009-10 Game by Game

Opponent	Min	FG-A	3P-A	FT-A	O	D	Reb	PF	Ast	TO	Blk	Stl	Pts
South Carolina	5	2-3	0-0	0-0	1	1	2	1	0	0	0	0	4
Davidson	4	0-0	0-0	1-4	2	0	2	1	0	0	0	0	1
Villanova	3	0-1	0-0	0-0	0	0	0	1	0	0	0	0	0
Lafayette	3	1-2	0-0	0-0	2	0	2	1	0	0	0	0	2
Hartford	18	1-1	0-0	3-4	2	4	6	4	1	0	0	1	5
Rider	10	1-1	0-0	0-0	1	3	4	2	0	1	0	0	2
Kansas	10	1-4	0-0	1-2	2	1	3	3	0	2	0	0	3
Bucknell	2	0-0	0-0	0-0	0	0	0	0	0	0	0	0	0
Oklahoma St.	10	0-3	0-0	1-2	1	1	2	2	0	0	0	0	1
Cornell	8	2-2	0-0	0-0	0	0	0	0	0	0	1	0	4
Binghamton	16	1-1	0-0	2-2	3	2	5	0	0	1	0	0	4
Xavier	25	3-4	0-0	0-0	3	2	5	3	0	2	4	1	6
UMass	6	1-2	0-0	0-0	1	1	2	1	0	0	0	0	2
GW	17	0-2	0-0	0-1	2	0	2	1	1	1	0	0	0
Richmond	11	2-4	0-0	0-0	3	0	3	2	0	0	0	0	4
Penn	7	1-2	0-0	0-0	2	2	4	3	0	0	1	0	2
Charlotte	24	4-4	0-0	0-0	1	3	4	4	0	0	3	1	8
Fordham	18	1-1	0-0	0-0	2	2	4	0	1	0	0	2	2
Temple	18	0-1	0-0	0-0	1	3	4	3	0	1	0	0	0
Rhode Island	11	1-1	0-0	0-0	0	2	2	1	0	0	0	0	2
Saint Louis	9	1-2	0-0	2-2	0	1	1	3	0	1	0	1	4
Duquesne	30	4-6	0-0	0-2	5	2	7	3	2	3	3	1	8
Dayton	19	2-4	0-0	0-0	1	3	4	2	0	2	4	0	4
ST. Bona.	10	0-2	0-0	0-2	1	1	2	1	0	2	0	0	0
GW	21	2-7	0-0	0-0	2	2	4	2	0	0	2	0	4
Temple	22	1-4	0-0	0-1	2	7	9	1	1	1	1	2	2
UMass	26	4-4	0-0	0-1	3	5	8	3	1	0	1	3	8
St. Joe's	6	0-1	0-0	0-0	0	0	0	0	1	0	0	0	0

#14 Devon White

2010-11 Game by Game

Opponent	Min	FG-A	3P-A	FT-A	O	D	Reb	PF	Ast	TO	Blk	Stl	Pts
Columbia	10	1-1	0-0	0-1	1	2	3	2	0	0	0	3	2
Baylor	13	3-5	0-0	0-0	0	0	0	1	0	1	0	2	6
Prairie View	23	4-9	0-0	1-4	4	3	7	3	0	1	5	0	9
Morgan St.	12	4-4	0-0	0-0	0	1	1	2	0	1	0	0	8
Providence	17	5-6	0-0	1-4	2	5	7	1	1	1	2	0	11
Missouri	24	2-9	0-0	3-4	3	5	8	3	0	1	2	0	7
Delaware St.	6	0-0	0-0	0-0	0	1	1	1	1	1	0	1	0
Okla. St.	8	4-6	0-0	0-0	1	2	3	2	0	0	1	0	8
Boston Univ.	13	1-3	0-0	0-0	1	4	5	2	1	0	0	1	2
Villanova	9	3-3	0-0	0-0	1	1	2	4	0	0	2	0	6
Bucknell	4	0-0	0-0	0-0	0	1	1	3	0	0	0	0	0
Rider	11	0-1	0-0	0-0	1	1	2	0	0	0	1	0	0
Towson	9	1-2	0-0	0-0	2	1	3	2	0	1	0	1	2
Binghamton	17	0-3	0-0	2-4	2	3	5	1	1	0	2	1	2
G. Washington	13	1-2	0-0	0-0	2	1	3	2	0	1	2	0	2
*Richmond	23	3-9	0-0	2-2	3	3	6	3	0	0	0	0	8
Penn	7	0-0	0-0	0-0	0	0	0	1	0	0	1	0	0
UMass	8	1-3	0-0	1-1	0	1	1	0	0	2	3	0	3
*Duquesne	10	3-6	0-0	1-2	3	1	4	2	1	0	0	0	7
R. Island	18	2-4	0-0	1-2	1	3	4	3	1	1	2	0	5
St. Joe's	4	0-0	0-0	0-2	0	0	0	1	0	1	0	0	0
Charlotte	10	1-2	0-0	0-0	1	5	6	1	0	1	0	0	2
Temple	5	1-2	0-0	0-0	1	0	1	1	0	2	0	0	2
Dayton	20	2-3	0-0	0-0	0	6	6	3	0	0	4	0	4
Saint Louis	14	2-5	0-0	0-0	0	1	1	4	0	0	1	1	4
St. Bona.	18	1-4	0-0	4-4	3	2	5	4	0	0	0	1	6
G. Washington	14	2-4	0-0	0-0	1	0	1	1	0	1	2	0	4
Xavier	11	1-2	0-0	0-0	1	2	3	3	0	2	0	0	2
Massachusetts	12	2-5	0-0	2-2	2	1	3	1	1	1	1	1	6
Fordham	14	5-6	0-0	1-1	2	2	4	1	1	0	0	1	11
Temple	7	2-2	0-0	0-0	0	0	0	1	0	0	0	0	4
St. Bona.	8	0-0	0-0	0-0	0	5	5	4	0	2	1	0	0
Temple	9	2-4	0-0	0-0	1	2	3	1	0	1	0	0	4



INDIVIDUAL GAME-BY-GAME

#55 Ramon Galloway

2009-10 Game by Game (at South Carolina)

Opponent	Min	FG-A	3P-A	FT-A	O	D	Reb	PF	Ast	TO	Blk	Stl	Pts
Alabama A&M	23	1-6	0-4	2-2	2	4	6	2	2	4	0	0	4
Ga. Southern	18	3-9	1-4	3-4	1	3	4	2	1	0	0	1	10
La Salle	14	1-4	0-1	0-0	1	2	3	2	3	1	1	0	2
South Florida	16	1-5	0-2	5-8	0	0	0	0	0	0	0	0	7
Miami	23	5-10	4-8	0-1	1	2	3	3	2	1	0	0	14
Jacksonville	16	2-3	1-1	5-6	1	1	2	1	0	4	0	1	10
W. Kentucky	24	4-11	1-4	2-2	3	2	5	2	2	1	1	1	11
Clemson	27	5-11	0-3	1-2	3	1	4	3	2	3	0	1	11
Richmond	22	4-6	1-2	0-0	0	1	1	1	3	2	1	1	9
Wofford	24	2-5	2-4	0-0	1	1	2	3	0	2	0	0	6
Furman	20	5-10	4-7	1-2	1	2	3	2	1	2	1	1	15
Boston Coll.	28	2-8	0-3	2-2	1	3	4	2	0	1	0	0	6
Baylor	23	4-9	2-6	0-0	2	1	3	3	3	1	0	0	10
Longwood	28	4-9	1-4	3-4	0	3	3	1	3	1	1	1	12
Auburn	19	2-5	1-2	0-1	1	1	2	3	3	1	0	1	5
LSU	23	0-4	0-4	0-0	0	4	4	3	0	1	0	0	0
Vanderbilt	21	2-7	1-5	0-0	0	1	1	1	1	6	0	0	5
Ole Miss	31	4-9	3-5	0-0	1	2	3	1	2	2	0	1	11
Florida	29	2-6	0-4	0-0	2	1	3	3	0	1	0	0	4
Kentucky	10	0-2	0-1	2-2	0	1	1	1	0	2	0	0	2
Georgia	16	2-3	2-3	0-1	0	2	2	1	1	1	0	1	6
Tennessee	14	0-2	0-2	0-0	0	0	0	3	0	1	0	0	0
Florida	24	2-6	1-3	1-2	0	1	1	2	0	3	0	0	6
Georgia	13	3-4	2-2	0-0	0	1	1	0	0	1	0	0	8
*Arkansas	24	2-5	2-4	0-0	0	1	1	4	1	3	0	1	6
*Tennessee	29	2-9	1-7	0-0	1	4	5	4	0	1	0	0	5
Kentucky	4	0-1	0-0	0-0	0	1	1	0	0	1	0	0	0
Miss. St.	30	6-15	2-11	0-0	0	2	2	1	1	0	0	2	14
Alabama	25	8-12	4-8	1-2	0	1	1	4	0	1	0	1	21
Vanderbilt	24	1-4	1-4	6-8	0	4	4	4	1	2	0	1	9
Alabama	25	3-4	2-2	6-8	1	3	4	3	2	2	0	2	14

#55 Ramon Galloway

2010-11 Game by Game (at South Carolina)

Opponent	Min	FG-A	3P-A	FT-A	O	D	Reb	PF	Ast	TO	Blk	Stl	Pts
Elon	16	4-6	3-3	0-0	0	1	1	1	1	0	0	0	11
Michigan St.	19	1-6	1-5	1-2	0	1	1	2	1	4	0	2	4
Radford	20	1-8	1-6	2-2	0	3	3	2	3	1	0	1	5
USC Upstate	18	5-9	2-3	0-1	2	1	3	0	2	3	0	0	12
W. Kentucky	32	8-16	3-5	3-5	3	2	5	4	0	2	0	2	22
Delaware St.	18	3-5	1-2	0-0	0	1	1	3	3	2	0	0	7
Clemson	22	1-8	0-3	3-4	0	0	0	3	1	1	0	0	5
Wofford	14	3-3	0-0	0-0	0	0	0	5	2	4	0	1	6
Ohio State	19	3-9	2-4	0-0	0	0	0	2	0	4	0	1	8
Furman	20	4-10	2-5	1-1	0	1	1	4	0	3	0	0	11
Jacksonville St.	23	5-12	4-7	1-3	0	1	1	1	2	3	1	1	15
Boston Coll.	30	5-12	3-7	2-5	0	3	3	2	3	1	0	3	15
SC State	20	2-11	0-4	3-6	0	0	0	3	0	3	0	1	7
Vanderbilt	35	5-14	1-5	1-2	1	3	4	2	3	1	0	0	12
Alabama	31	4-12	1-3	1-2	0	0	0	0	1	1	1	0	10
Florida	30	1-7	0-3	2-2	1	5	6	2	6	1	1	0	4
Arkansas	35	8-16	3-5	2-3	1	1	2	1	0	2	0	1	21
Kentucky	22	2-9	0-2	2-3	1	4	5	4	1	1	0	2	6
Auburn	28	6-17	2-8	6-8	1	3	4	5	3	0	0	0	20
LSU	27	4-7	1-3	0-0	0	5	5	4	1	2	0	1	9
Vanderbilt	27	7-15	2-8	0-0	1	3	4	5	0	4	0	4	16
Florida	31	2-11	1-5	4-4	1	1	2	1	3	5	0	1	9
Georgia	25	0-4	0-3	4-5	0	1	1	1	3	1	0	1	4
Tennessee	22	4-14	0-5	2-2	2	3	5	3	2	1	0	2	10
Kentucky	31	4-15	1-3	1-3	1	3	4	2	4	2	0	2	10
Ole Miss	22	3-10	2-3	7-7	0	4	4	3	0	2	0	1	15
Georgia	26	3-14	0-5	4-5	0	2	2	1	0	3	0	4	10
Tennessee	22	5-9	3-4	2-2	1	1	2	2	0	2	0	1	15
Miss. St.	23	3-8	0-2	0-0	0	3	3	2	3	2	0	1	6
Ole Miss	26	6-16	5-12	0-0	0	5	5	3	2	1	0	1	17



COACHING STAFF





COACHING STAFF



DR. JOHN GIANNINI **North Central '84** **8th Season at La Salle** **23rd Season as Head Coach**

Dr. John Giannini enters his eighth season as head coach at La Salle University in 2011-12. Giannini is La Salle's all-time winningest coach in Atlantic 10 play and has produced the program's only winning A-10 records since joining the league in 1995-96. He is also the winningest coach in Maine history and when he left Rowan, Giannini was the winningest active NCAA Division III head coach.

He was introduced as the 18th head coach in the 79-year history of Explorer men's basketball on August 23, 2004. The late-summer appointment made recruiting efforts impossible, leaving Giannini with a team consisting of only a handful of available scholarship players for most of the season.

Giannini quickly turned La Salle into a conference contender as two years later in 2005-06, the Explorers posted their most wins (18) in 14 years and a third place finish in the Atlantic 10 Conference, the school's highest showing since it joined the league for the 1995-96 season.

The 18-10 finish set records for most Atlantic 10 wins in a season (10), most Atlantic 10 road wins in a single season (four) and delivered a winning season to the La Salle community for the first time since the 1992-93 season. For his efforts, Giannini was named a Jim Phelan Award candidate for National Coach of the Year.


Giannini followed that impressive performance by recruiting one of the deepest and most highly-regarded incoming classes which included five freshmen who would have an immediate impact on the program. The Explorers experienced growing pains as five of the top seven players in the 2006-07 rotation were freshman. That group meshed together in 2008-09, winning 18 games and finishing in the top half of the Atlantic 10 for the third time in four seasons.

La Salle entered 2009-10 with high expectations, including a preseason fourth pick in the Atlantic 10 coaches poll, but injuries decimated the roster. Seniors Ruben Guillaudeaux, Kimmani Barrett and Yves Mekongo missed a combined 46 games and the Explorers over 2,800 points on the bench were the most sidelined in the nation at one time.

In 2010-11, the Explorers were one of eight A-10 teams to make it to Atlantic City, N.J. for the conference

tournament and for the fourth time in the previous five years placed a player on the A-10 All-Rookie team.

Academics and community service are also tenets of Giannini's coaching philosophy. Mekongo and Steve Weingarten have earned the past two Atlantic 10 Student-Athlete of the Year awards. Mekongo was also a two-time Academic All-American and NACDA I-AAA Scholar Athlete of the Year, while Weingarten earned Academic All-District recognition twice. La Salle was the only team in the country to have two players named to the NACDA I-AAA Scholar-Athlete





COACHING STAFF

Team in Mekongo and Weingarten.

Off the court, La Salle basketball players have worked with Logan Elementary School to build a playground and have served as mentors with Big Brothers Big Sisters of Southeastern Pennsylvania. Sherman Diaz, a four-year letterwinner with the Explorers, served as the Director of Project Teamwork, the athletic department's community service outreach organization for two years.

Giannini authored *Court Sense: Winning Basketball's Mental Game*, published by Human Kinetics in 2008. He has also authored articles for academic research journals and practical coaching publications.

He came to Philadelphia after an impressive eight year run at the University of Maine where he built the Black Bears into a perennial force in the America East Conference. During his tenure, Giannini compiled the best record of any coach in UMaine history by going 125-111 with a pair of 20-win seasons, five trips to the America East semifinals or better, and appearances in the AEC's championship in game two of his last three seasons in Orono. The two 20-win campaigns are the only two on record in program history.

"We are very pleased that our search for a head coach yielded Dr. John Giannini," said La Salle Athletic Director Dr. Thomas Brennan. "He is not only a great basketball coach but he also has the background and the character that we want to see out of the coach that will head our program. One of the things that really impressed us was his record and ability to build and sustain a program. We were also very pleased with his ability to manage a wide array of issues related to the development of student-athletes."

"John Giannini has earned respect as a coach and as a person wherever he has been," said La Salle President Brother Michael J. McGinniss, F.S.C., Ph.D. "He recognizes, and believes in, the prominent place that values and academics have at La Salle."

Giannini's knack for winning began much closer to the Philadelphia area, however, having spent seven seasons as head coach at Rowan University in nearby Glassboro, NJ. During his run as the Profs head coach, he amassed a 168-38 record and a Division III National Championship in 1996 with a team that went 28-4.

His Rowan teams won 20 or more game in all but one of his seven seasons; the lone exception was a 17-11 run in his first season at the helm (1989-90). He left Rowan with the best winning percentage in the nation (.814) among all active NCAA coaches. He was inducted into the Rowan Sports Hall of Fame in 2004.

After recruiting a roster of his own players at Rowan, Giannini had an amazing 110-12 record during his last four seasons. Besides the national championship, his Rowan teams made two other appearances in the NCAA Division III Final Four.

Before becoming the head coach at Rowan, Giannini served on Lou Henson's staff at the University of Illinois from 1987-89. In his two seasons as a graduate assistant, the Illini made two trips to the NCAA Tournament including a Final Four appearance in 1989 with a team that went 31-5 in the regular season.

He also assisted at Parkland Community College (Champaign, IL) and North Texas. The Chicago, IL native (Fenwick High) earned his bachelor of arts degree in psychology from North Central College (Naperville, IL) in 1984 and his master's in physical education with a specialization in sports psychology from North Texas in 1986. "Dr. John" also earned a doctorate in kinesiology with a specialization in sports psychology from Illinois 1992.

Giannini's ties to the Philadelphia area are considerable, having recruited largely from the region both at Rowan and while building the program at Maine.

GIANNINI'S YEAR-BY-YEAR COACHING RECORDS

Year Record Postseason

Rowan University (195-38)

1989-90	17-11	NJAC Tourn., ECAC Championships
1990-91	20-8	NJAC Tourn., NCAA Div. III - 2nd Rd.
1991-92	21-7	NJAC Tourn., ECAC Champions
1992-93	29-2	NJAC Tourn., NCAA Div. III Final Four
1993-94	26-2	NJAC Tourn., NCAA Div. III Tournament
1994-95	27-4	NJAC Tourn., NCAA Div. III Tournament
1995-96	28-4	NJAC Tourn., NCAA Div. III Champions

Maine (129-111)

1996-97	11-20	America East Tournament
1997-98	11-20	America East Tournament
1998-99	19-9	America East Tournament, Semifinals
1999-00	24-7	America East Tournament, Semifinals
2000-01	18-11	America East Tournament, Semifinals
2001-02	12-18	America East Tournament, Final
2002-03	14-16	America East Tournament, Quarterfinals
2003-04	20-10	America East Tournament, Final

La Salle (98-115)

2004-05	10-19	Atlantic 10 Tournament, Quarterfinals
2005-06	18-10	Atlantic 10 Tournament, Quarterfinals
2006-07	10-20	Atlantic 10 Tournament, Quarterfinals
2007-08	15-17	Atlantic 10 Tournament, Quarterfinals
2008-09	18-13	Atlantic 10 Tournament
2009-10	12-18	
2010-11	15-18	Atlantic 10 Tournament, Quarterfinals
TOTAL	395-264 (.600)	



COACHING STAFF



HORACE OWENS

**Assistant Coach
Rhode Island '83
8th Season at La Salle**

Horace "Pappy" Owens, a former McDonald's All-American out of Philadelphia's Dobbins Tech and NBA Draft Pick, is in his eighth season as an assistant at La Salle.

Owens entered the collegiate coaching ranks after 14 years as a juvenile probation officer for the City of Philadelphia.

As the North Philadelphia Area Coordinator for the renowned Sonny Hill Basketball League, Owens has been a fixture in Philadelphia high school basketball. He coached the Philadelphia Phoenix AAU teams for six years, he mentored stand-outs Michael Blackshear (Simon Gratz/Temple), Wayne Marshall (Martin Luther King/Temple), Chaz Crawford (Northeast/Drexel) and Troy Roundtree (Northeast/Delaware State) among dozens of others who have on to play Division I hoops.

Owens became one of the top all-time players at the University of Rhode Island ('79-'83) where he is sixth on the all-time scoring list (1,750) and is second all-time in field goals. He averaged 22.3 points per game as a senior to earn honorable mention All-America citation and first team All-Atlantic 10. He was inducted into the school's hall of fame in 1996.

Owens was the 44th pick of the NBA Draft by the New Jersey Nets in 1983 and was traded to the Philadelphia 76ers where he spent one season at the professional level.





COACHING STAFF



HARRIS ADLER

Assistant Coach

**University of the Sciences '98
8th Season at La Salle**

Harris Adler is in his eighth season at La Salle and fourth as an assistant coach. Adler, who spent four seasons as the program's director of basketball operations, handles recruiting, scouting, scheduling, and monitoring the academic progress of the team's student-athletes.

Adler came to La Salle following two seasons as an assistant coach at Penn. Under head coach Fran Dunphy, Adler assisted in recruiting and scouting and served as the head coach of the Quakers junior varsity squad. At Penn, Adler was an integral part of the staff that led the team to an Ivy League Championship and an NCAA Tournament bid.



Adler transitioned into basketball as a graduate assistant at Rowan University (1999-01), where he earned his master's degree in higher education administration. At Rowan, he was an part of a staff that went to the Division III Sweet 16.

During the 2001-02 season, Adler assisted at Centenary College, where he helped the Gents achieve their first winning season in 15 years. Following his time at Centenary, Adler worked briefly with the men's basketball team at the University of Sciences before joining the Penn staff.

In addition to his collegiate coaching experience, Adler has also gained national recognition coaching overseas during four of the past six summers. In 2007, Adler served as the head coach for Maccabi USA team entry in the European Maccabi Games in Rome, Italy. He led the USA squad to a 4-2 record and a bronze medal.

In 2006, Adler led the Maccabi USA Team to a gold medal at the Inaugural Australia International Maccabi Games in Sydney. Additionally, he spent the summer of 2005 as an assistant coach for the United States National Maccabi Open team that competed in the 17th Maccabiah Games in Israel, the third largest games in the world.

In 2009, Adler assisted Bruce Pearl, former head coach of the University of Tennessee, in coaching the Maccabi USA team to a gold medal at the 18th Maccabiah Games in Israel. The Olympic-style competition features the world's greatest collegiate and professional Jewish athletes.

Adler earned a bachelor of science in pharmacy from the University of the Sciences in 1998.



COACHING STAFF



WILL BAILEY **Assistant Coach** **Alabama-Birmingham '98** **2nd Season at La Salle**

Will Bailey, who spent the previous seven seasons as an assistant at East Tennessee State, is in his second season as an assistant men's basketball coach at La Salle.

In his seven seasons at ETSU, Bailey helped lead the Buccaneers to three NCAA Tournament berths (2004, 2009, 2010), an NIT appearance (2007), and four 20-win campaigns. During that time, the Buccaneers have won six conference championships.

"I look forward to reuniting with Coach Giannini and the great opportunity to coach at La Salle," Bailey said. "I really



appreciate the opportunity that Coach Bar-tow and East Tennessee State gave me and I wish them continued success."

Last season, the Bucs won the Atlantic Sun Championship and had a 20-15 record and in 2008-09, ETSU posted a 23-11 record and NCAA Tournament appearance.

Bailey coached two of the top three scorers in program history at East Tennessee State in Tim Smith and Courtney Pigram, two honorable mention All-Americans (Zakee Wadood, Pigram) and three conference players of the year (Wadood, Smith, Pigram). In addition, 11 players were named all-conference selections.

Bailey, a native of Chicago, played at Alabama-Birmingham from 1995-97 and served as team captain of the 1996-97 squad that reached the NIT. He was selected the team's best defensive player in 1997, and was UAB's representative to the Student Athlete Advisory Committee.

He began his coaching career as a student assistant at UAB, helping guide the Blazers to the 1998 NIT. He then served as a graduate assistant at UAB from 1999-2001, assisting a team that made the 1999 NCAA Tournament before moving on to Chicago State in 2001-02.

Bailey was an assistant coach for Maine for Giannini in 2002-03, with duties that included recruiting, on-floor instruction, scheduling and pre-game preparation.



COACHING STAFF



SEAN NEAL **Director of Operations** **La Salle '07** **4th Season at La Salle**

Sean Neal, who was a four-year letterwinner and served as the program's video coordinator for one season, is in his third season as the program's director of operations. Neal played for the Explorers from 2003-07, appearing in 77 games as a guard.

Neal organizes several office activities, including assisting with academic support, overseeing film exchange, and assisting the coaches in day-to-day operations. He also oversees and helps with a number of logistical duties, including practice and game scheduling and team travel.

As a player, he was honored four times

with the La Salle University Faculty Athletic Award for achieving a grade point average over 3.25.

Neal was one of two members of the junior class in 2005-06 when the Explorers finished third in the Atlantic 10 and set a school benchmark for A-10 wins in their 18-10 campaign.

A Springfield, MA native, Neal averaged 25 points per game as a senior at Springfield Cathedral High School before prepping for two seasons at The Salisbury School.

He graduated in 2011 with a master's in business administration from La Salle.



TERRENCE STEWART **Video Coordinator** **Rowan '96** **3rd Season at La Salle**

Terrence Stewart, who played 12 seasons overseas and was the 1996 Final Four Most Valuable Player at Rowan University, is in his third season as program's video coordinator.

"Terrence was a truly great player and would have had a great impact on nearly any program," Giannini said. "He was an outstanding leader as a student-athlete and then had a long and successful professional playing career. He will help our video program, but most of all he gives us another mature person with great values to help guide our student-athletes on a daily basis."

Stewart most recently spent five seasons in Spain. He also played in France, Germany, Ukraine, Israel, Argentina, Venezuela, Uruguay and the Dominican Republic after graduating from Rowan in 1996.

While playing for Giannini at Rowan, Stewart graduated as the school's all-time scoring leader with 1,628 points, a record that stood until 2008. A local product, Stewart earned all-city honors from the Philadelphia Daily News as a senior at Engineering and Science in 1992.

He made his coaching debut in 2008-09 as the head coach for the East Coast Elite 17U team.



SUPPORT STAFF



SCOTT BOVITCH **Strength Coach** **2nd Season at La Salle**

Scott Bovitch is in his second season as the head strength and conditioning coach at La Salle.

Bovitch, who first came to La Salle in August 2009, has prior experience on a collegiate level as a strength and conditioning assistant at Penn State.

Before joining the staff at La Salle as the assistant strength and conditioning coach, Bovitch spent two years as the Assistant Sports Performance director at Velocity Sports Performance in Warminster, Pa. where he implemented speed technique and skill programs for a variety of age groups.

Bovitch received a BS in Kinesiology from Penn State in 2002 and is currently pursuing a Master's degree in education with a focus on cognitive development at La Salle.



DAN KONTOS **Asst. Athletic Trainer** **4th Season at La Salle**

Dan Kontos is in his fourth season as the assistant athletic trainer at La Salle where he works with the men's basketball and field hockey

teams. He arrived at La Salle after serving one season as the assistant athletic trainer at Penn State, where he worked directly with the football team.

Kontos graduated in 2001 from Virginia Tech with a bachelor's degree in business management. He returned to school to receive a bachelor's degree in athletic training from Florida in 2005, where he was a graduate assistant trainer working with football and gymnastics. He received his master's in athletic training from North Carolina in 2007 where he worked with men's soccer and wrestling.



BROTHER EDWARD SHEEHY **Team Moderator** **20th Season at La Salle**

Brother Edward Sheehy has been teaching at La Salle University since 1988. He returned to La Salle on the 20th anniversary of his graduation from the University. A history major as an undergraduate, Sheehy graduated from La Salle in 1968. He earned his M.L.A. from Johns Hopkins in 1973, and then a Ph.D. in History from George Washington in 1983. While at George Washington, he received a U.S. Naval Fellowship for dissertation research.



CHRISTINE CAHILL **Academic Advisor** **6th Season at La Salle**

Christine Cahill is in her sixth season as the associate academic advisor at La Salle where she

works primarily with the men's and women's basketball teams.

After receiving a bachelor's degree in marketing from Saint Joseph's in 1989, she received a master's degree in elementary education from Cabrini in 1992.

While teaching second grade in North Philadelphia for 13 years, Cahill worked part-time providing academic support with the men's basketball programs at Philadelphia University, Saint Joseph's and Villanova.



MARGIE MARTIN **Administrative Assistant** **11th Season at La Salle**

Margie Martin is now in her 11th year in the Explorer men's basketball office. Martin handles all of office-related duties and assists with

travel arrangements. She also handles similar duties for the women's basketball team.

Martin is originally from Abington, Pa., where she attended Bishop McDevitt High. She currently resides in Roslyn, Pa., with her three children – Kathryn (16), Bruce (15) and Erin (12). Martin's Uncle Tom Garberina played for the Explorers from 1955-58.

2010-11 REVIEW





2010-11 STATISTICS

RECORD: OVERALL HOME AWAY NEUTRAL
 ALL GAMES (15-18) (9-10) (5-6) (1-2)
 CONFERENCE (6-10) (3-5) (3-5) (0-0)
 NON-CONFERENCE (9-8) (6-5) (2-1) (1-2)

##	Player.....	GP-GS	Min--Avg	FG-FGA	Pct	3FG-FGA	Pct	FT-FTA	Pct	Off	Def	Tot	Avg	PFFO	A	TO	Blk	Stl	Pts	Avg
24	MURRAY, Aaric	32-31	899-28.1	186-384	.484	20-57	.351	93-123	.756	89	156	245	7.7	99-6	41	75	73	31	485	15.2
20	WILLIAMS, Jerrell.....	33-31	878-26.6	173-358	.483	3-10	.300	105-177	.593	114	129	243	7.4	108-6	46	111	7	37	454	13.8
5	GUILLANDEAUX, R. ..	31-25	936-30.2	133-333	.399	59-158	.373	67-90	.744	12	77	89	2.9	57-1	79	61	1	18	392	12.6
3	DUREN, Tyreek.....	33-30	1115-33.8	105-233	.451	17-53	.321	95-122	.779	12	81	93	2.8	64-0	146	88	9	62	322	9.8
23	PETTIS, Earl	33-32	878-26.6	106-260	.408	40-108	.370	47-52	.904	35	99	134	4.1	65-1	86	79	2	40	299	9.1
10	MILLS, Sam.....	32-9	884-27.6	63-155	.406	30-69	.435	16-32	.500	24	61	85	2.7	62-0	54	41	2	23	172	5.4
41	WEINGARTEN, Steve ..	33-3	453-13.7	61-117	.521	7-27	.259	27-37	.730	48	57	105	3.2	66-0	14	23	3	14	156	4.7
12	STEFAN, Cole.....	25-1	332-13.3	36-101	.356	31-82	.378	13-14	.929	5	23	28	1.1	23-0	20	9	3	6	116	4.6
14	WHITE, Devon.....	33-2	401-12.2	59-115	.513	0-0	.000	19-33	.576	39	65	104	3.2	68-0	8	21	33	14	137	4.2
25	DANISH, Greg.....	6-1	16-2.7	1-7	.143	1-7	.143	0-0	.000	0	0	0	0.0	0-0	2	1	0	0	3	0.5
21	SHEEHAN, Matt.....	5-0	8-1.6	0-7	.000	0-0	.000	0-0	.000	2	1	3	0.6	3-0	0	2	0	0	0	0.0
TEAM										81	63	144	4.4	1	2					
Total		33	6800	923-2070	.446	208-571	.364	482-680	.709	461	812	1273	38.6	616-14	496	513	133	245	2536	76.8
Opponents		33	6800	929-2069	.449	222-622	.357	515-734	.702	439	773	1212	36.7	605	522	458	175	250	2595	78.6



2010-11 RESULTS

DATE	OPPONENT	SCORE	ATTEND	HIGH POINTS	HIGH REBOUNDS
11/12/10	COLUMBIA	W 82-71	1812	(29) GUILLANDEAUX	(8) MURRAY
11/16/10	at Baylor	L 64-74	5105	(17) MURRAY	(9) WILLIAMS/MURRAY
11/18/10	PRAIRIE VIEW A&M	W 88-74	1516	(21) WILLIAMS	(14) WILLIAMS
11/20/10	MORGAN STATE	W 79-74	2749	(20) MURRAY	(11) MURRAY, Aaric
11/23/10	vs Providence	W 84-73	330	(20) MURRAY	(13) WILLIAMS
11/24/10	vs Missouri	L 71-83	415	(13) PETTIS	(11) MURRAY
11/29/10	DELAWARE STATE	W 65-61	1451	(12) GUILLANDEAUX	(7)PETTIS/MURRAY
12/4/10	OKLAHOMA STATE	Lo2 87-92	4322	(23) MURRAY	(13) MURRAY, Aaric (23) WILLIAMS, Jerrell
12/9/10	at Boston University	W 84-81	1080	(21) GUILLANDEAUX	(10) WEINGARTEN
12/12/10	VILLANOVA	L 81-84	3400	(20) WILLIAMS	(7) WILLIAMS
12/17/10	BUCKNELL	L 77-89	1305	(28) MURRAY	(8) MURRAY
12/22/10	RIDER	L 68-77	1491	(24) WILLIAMS	(14) WILLIAMS
12/29/10	TOWSON	Lot 90-93	1421	(32) WILLIAMS	(13) WILLIAMS
1/2/10	BINGHAMTON	W 87-64	1238	(18) DUREN	(9) WILLIAMS
1/5/11	* at George Washington	L 67-72	1003	(21) PETTIS	(11) WILLIAMS
1/8/11	* RICHMOND	L 68-87	1868	(15) STEFAN	(7) WEINGARTEN
1/12/11	PENN	Wot 89-83	1711	(24) GUILLANDEAUX	(8) MURRAY
1/15/11	* at Massachusetts	L 71-74	2532	(20) WILLIAMS	(8) WILLIAMS/MURRAY
1/19/11	* DUQUESNE	L 71-88	1806	(24) GUILLANDEAUX	(10) WILLIAMS
1/22/11	* at Rhode Island	W 76-75	4257	(20) MURRAY	(6) DUREN
1/27/11	* SAINT JOSEPHS	W 76-72	5672	(19) MURRAY	(14) MURRAY
1/29/11	* at Charlotte	Wot 91-86	7092	(17) PETTIS	(9) WILLIAMS (17) WILLIAMS (9) MURRAY
2/2/11	* TEMPLE	L 67-71	3121	(22) MURRAY	(8) MURRAY
2/5/11	* DAYTON	L 81-85	2308	(24) PETTIS, Earl	(7)PETTIS, Earl
2/9/11	* at Saint Louis	W 78-77	5364	(20) WILLIAMS	(11) WILLIAMS (20) GUILLANDEAUX
2/12/11	* at St. Bonaventure	L 61-82	4581	(20) MURRAY	(7) MURRAY/WILLIAMS
2/19/11	* GEO. WASHINGTON	L 80-82	1427	(27) WILLIAMS	(5) PETTIS
2/22/11	* at Xavier	L 62-100	10054	(18) DUREN	(5) WILLIAMS
2/27/11	* MASSACHUSETTS	W 72-51	2125	(16) MURRAY	(13) WILLIAMS
3/2/11	* FORDHAM	W 86-61	1307	(20) MURRAY	(13) MURRAY
3/5/11	* at Temple	L 82-90	8154	(17) MURRAY	(9) MURRAY
3/8/11	at St. Bonaventure	Wot 75-73	3453	(19) WILLIAMS	(10) MURRAY
3/11/11	vs Temple	L 76-96	7321	(22) MURRAY	(11) MURRAY



2010-11 BOX SCORES

Columbia (0-1) • 71

#	Player	Min	FG-A	3P-A	FT-A	O	D	Tot	PF	A	TO	B	S	PTS
2	Grimes, f	29	3-7	0-0	3-4	4	7	11	2	1	0	0	2	9
44	Craig, c	22	2-9	0-0	2-2	2	1	3	3	0	2	1	0	6
1	Agho, g	33	8-14	2-5	8-10	0	5	5	1	7	7	0	0	26
5	Frankowski, g	31	3-11	2-8	0-0	1	1	2	1	0	3	0	2	8
11	Starks, g	11	0-0	0-0	0-0	0	0	0	0	1	1	0	0	0
00	Ampim	17	2-5	0-0	0-0	2	2	4	4	0	2	0	0	4
10	Barbour	34	3-6	0-1	4-4	0	2	2	0	5	1	0	1	10
12	Egee	8	0-2	0-1	0-0	0	0	0	1	0	0	0	0	0
15	Daniels	1	0-1	0-0	0-0	0	0	0	0	0	0	0	0	0
25	Green	1	0-0	0-0	0-0	0	0	0	0	0	0	0	0	0
41	Crimmins	10	3-4	0-0	2-2	2	1	3	3	0	1	0	0	8
	Team					3	3	6						
	Totals	200	24-59	4-15	19-22	14	23	37	17	14	17	1	6	71

La Salle (1-0) • 82

#	Player	Min	FG-A	3P-A	FT-A	O	D	Tot	PF	A	TO	B	S	PTS
20	Williams, f	27	3-7	0-0	0-0	0	6	6	3	2	2	0	1	6
24	Murray, c	30	9-11	0-0	1-1	3	5	8	2	1	4	4	0	19
3	Duren, g	31	3-9	0-1	2-4	0	2	2	4	9	5	0	2	8
5	Guillandeaux, g	37	11-17	6-8	1-2	0	4	4	0	3	0	0	1	29
23	Pettis, g	20	3-4	0-0	2-2	1	2	3	3	1	3	0	3	8
10	Mills	26	2-3	0-1	0-0	0	1	1	2	1	0	0	1	4
12	Stefan	3	0-1	0-1	0-0	0	0	0	0	0	0	0	0	0
14	White	10	1-1	0-0	0-1	1	2	3	2	0	0	0	3	2
41	Weingarten	16	2-7	0-2	2-3	1	2	3	1	0	1	0	3	6
	Team					1	1	2						
	Totals	200	34-60	6-13	8-13	7	25	32	17	17	15	4	14	82

Officials: Eppley, Pucino, Cox

Attendance: 1812

Score by periods:

Columbia	41	30	71
La Salle	37	45	82

La Salle (1-1) • 64

#	Player	Min	FG-A	3P-A	FT-A	O	D	Tot	PF	A	TO	B	S	PTS
20	Williams, f	21	7-12	0-0	1-5	5	4	9	4	1	3	0	1	5
24	Murray, c	32	7-18	0-1	3-4	3	6	9	3	0	1	1	5	17
3	Duren, g	35	1-7	0-3	0-0	0	1	1	4	2	3	2	1	2
5	Guillandeaux, g	34	4-9	3-5	0-0	0	2	2	3	3	3	0	1	11
23	Pettis, g	27	3-7	0-3	0-0	2	1	3	0	3	5	0	2	6
10	Mills	22	1-5	1-4	0-0	0	0	0	0	4	2	0	1	3
12	Stefan	4	0-1	0-1	0-0	0	0	0	0	1	0	0	1	0
14	White	13	3-5	0-0	0-0	0	0	0	1	0	1	0	2	6
41	Weingarten	12	1-2	0-0	2-2	4	0	4	2	0	0	0	1	4
	Team					2	1	3						
	Totals	200	27-66	4-17	6-11	16	15	31	17	14	18	3	15	64

#17/17 Baylor (2-0) • 74

#	Player	Min	FG-A	3P-A	FT-A	O	D	Tot	PF	A	TO	B	S	PTS
4	Acy, f	35	11-16	0-0	3-3	7	4	11	2	1	1	2	1	25
5	Jones III, P., f	32	6-14	0-0	0-2	2	9	11	3	1	1	4	1	12
41	Jones, A., f	35	4-7	1-3	5-6	1	6	7	0	2	2	2	2	14
3	Ellis, g	32	3-6	1-3	2-2	1	1	2	1	3	3	0	0	9
22	Walton, g	32	3-7	1-4	2-2	0	1	1	3	5	7	0	0	9
11	Morgan	11	1-2	0-0	1-2	2	0	2	3	0	4	0	0	3
12	Dennis	7	0-2	0-2	0-0	0	0	0	0	1	1	0	0	0
20	Love	16	1-2	0-1	0-0	0	4	4	1	2	3	0	0	2
	Team					1	0	1						
	Totals	200	29-56	3-13	13-17	14	25	39	13	15	22	8	4	74

Officials: Hartzell, Daily, George

Attendance: 5105

Score by periods:

La Salle	29	35	64
Baylor	32	42	74



2010-11 BOX SCORES

Prairie View A&M (1-3) • 74

#	Player	Min	FG-A	3P-A	FT-A	O	D	Tot	PF	A	TO	B	S	PTS
23	Bell, f	24	1-7	0-1	0-2	6	2	8	2	0	0	0	0	2
34	Webb, f	17	3-5	0-0	3-4	0	1	1	4	0	1	4	0	9
1	Wherry, g	26	2-7	1-5	0-0	0	1	1	4	3	1	0	1	5
3	Simpson, g	33	9-18	0-2	5-7	0	3	3	3	2	2	0	2	23
41	Meadows, g	20	2-7	1-2	1-3	0	2	2	1	0	1	0	1	6
2	Rogers	23	2-7	0-4	4-6	2	2	4	4	1	1	0	0	8
5	Sights	17	0-7	0-1	1-2	0	3	3	2	2	0	0	0	1
24	Kornegy	6	1-3	1-2	1-2	3	1	4	0	0	0	0	0	4
32	Chapman	26	3-10	0-0	3-5	7	1	8	4	0	2	4	0	9
33	Lewis	1	1-1	1-1	0-0	1	1	2	0	0	0	0	0	3
44	Walker	7	1-1	0-0	2-3	0	1	1	0	0	0	0	0	4
	Team					4	3	7						
	Totals	200	25-73	4-18	20-34	23	21	44	24	8	9	8	4	74

La Salle (2-1) • 88

#	Player	Min	FG-A	3P-A	FT-A	O	D	Tot	PF	A	TO	B	S	PTS
20	Williams, f	28	8-16	0-0	5-13	8	6	14	2	1	2	0	1	21
24	Murray, c	17	4-6	0-0	11-11	4	2	6	5	2	3	2	0	19
3	Duren, g	27	1-3	1-1	0-2	0	4	4	2	3	3	2	2	3
5	Guillandeaux, g	28	6-9	3-5	2-2	0	1	1	3	3	1	0	1	17
23	Pettis, g	35	3-7	1-4	0-0	1	4	5	4	3	2	0	0	7
10	Mills	23	3-8	1-2	2-2	1	5	6	3	1	1	0	0	9
12	Stefan	6	0-3	0-2	0-0	0	0	0	0	0	0	0	0	0
14	White	23	4-9	0-0	1-4	4	3	7	3	0	1	5	0	9
21	Sheehan	2	0-0	0-0	0-0	0	0	0	0	0	0	0	0	0
25	Danish	2	0-0	0-0	0-0	0	0	0	0	0	0	0	0	0
41	Weingarten	9	1-4	0-1	1-2	1	4	5	2	0	0	0	1	3
	Team					1	2	3						
	Totals	200	30-65	6-15	22-36	20	31	51	25	13	13	9	5	88

Officials: Clark, Rutecki, DeMayo

Attendance: 1516

Score by periods:

Prairie View A&M	35	39	74
La Salle	39	49	88

Morgan State (1-2) • 74

#	Player	Min	FG-A	3P-A	FT-A	O	D	Tot	PF	A	TO	B	S	PTS
32	Jackson, D., f	28	3-19	1-9	0-1	2	5	7	5	3	2	2	2	7
33	Thompson, f	36	11-19	0-0	3-6	6	4	10	3	3	2	3	3	25
42	Stokes, f	15	1-4	0-0	0-0	2	1	3	2	0	1	0	0	2
1	Bastfield, g	25	3-5	1-1	0-0	0	2	2	4	3	2	0	0	7
12	Brooks, g	34	2-7	1-2	0-0	1	5	6	4	2	3	0	1	5
2	Johnson	1	0-0	0-0	0-0	0	0	0	0	0	0	0	0	0
3	Lawal	6	1-1	0-0	2-2	1	0	1	1	0	1	0	1	4
5	Black	25	7-13	3-7	3-4	0	2	2	3	6	2	0	0	20
10	Jackson, J.	10	0-1	0-1	1-2	1	0	1	1	1	1	0	0	1
34	Ali	14	0-1	0-0	1-4	4	3	7	1	0	2	0	1	1
50	Chiles	6	1-3	0-0	0-0	0	0	0	0	0	0	0	0	2
	Team					4	0	4						
	Totals	200	29-73	6-20	10-19	21	22	43	24	18	16	5	8	74

La Salle (3-1) • 79

#	Player	Min	FG-A	3P-A	FT-A	O	D	Tot	PF	A	TO	B	S	PTS
20	Williams, f	23	3-7	0-0	2-2	2	3	5	4	2	3	0	1	8
24	Murray, c	32	7-13	0-0	6-7	2	9	11	2	0	3	9	5	20
3	Duren, g	29	3-5	2-2	6-8	0	1	1	3	5	2	0	2	14
5	Guillandeaux, g	33	5-9	1-4	5-10	0	2	2	3	5	3	0	1	16
23	Pettis, g	33	2-5	0-2	0-1	0	3	3	0	3	2	0	0	4
10	Mills	30	2-4	0-1	3-6	0	4	4	2	2	1	0	1	7
14	White	12	4-4	0-0	0-0	0	1	1	4	0	0	1	1	8
41	Weingarten	8	1-2	0-1	0-0	0	1	1	2	0	1	0	0	2
	Team					2	3	5						
	Totals	200	27-49	3-10	22-34	6	27	33	20	17	16	10	11	79

Officials: O'Connell, Gwynn, Regan

Attendance: 2749

Score by periods:

Morgan State	22	52	74
La Salle	39	40	79



2010-11 BOX SCORES

La Salle (4-1) • 84

#	Player	Min	FG-A	3P-A	FT-A	O	D	Tot	PF	A	TO	B	S	PTS
20	Williams, f	29	5-13	0-0	3-4	3	10	13	4	2	8	0	1	13
24	Murray, c	24	7-12	0-0	6-7	4	7	11	2	1	1	1	0	20
3	Duren, g	30	0-4	0-0	2-2	0	1	1	4	4	2	0	0	2
5	Guillandeaux, g	31	2-5	3-5	0	3	3	4	1	1	0	0	13	
23	Pettis, g	31	8-12	2-3	0-0	4	2	6	3	4	4	0	1	18
10	Mills	29	2-5	1-2	0-0	0	4	4	4	2	2	0	0	5
14	White	17	5-6	0-0	1-4	2	5	7	1	1	1	2	0	11
41	Weingarten	9	1-2	0-0	0-1	1	1	2	1	0	0	0	0	2
	Team					5	7	12						
	Totals	200	32-64	5-10	15-23	19	40	59	23	15	19	3	2	84

Providence (4-1) • 73

#	Player	Min	FG-A	3P-A	FT-A	O	D	Tot	PF	A	TO	B	S	PTS
10	Batts, f	19	0-3	0-1	8-10	0	2	2	4	0	0	0	1	8
42	Dixon, c	15	1-4	0-0	0-0	0	0	0	1	0	0	0	0	2
2	Brooks, g	34	8-19	3-12	1-4	4	7	11	4	2	1	1	2	20
12	Coleman, g	31	3-13	1-4	5-11	3	1	4	1	1	1	0	1	12
32	Council, g	38	6-14	3-8	2-3	3	1	4	2	2	2	2	1	17
1	Mondy	21	2-7	1-6	0-2	1	0	1	3	0	3	0	1	5
4	Evans	3	0-1	0-1	2-2	0	1	1	1	0	0	0	0	2
11	Giplay	14	1-1	0-0	0-0	1	4	5	3	1	0	4	2	2
21	Goldsbrough	6	1-2	0-0	0-0	1	0	1	2	0	0	0	0	2
25	Cotton	13	1-2	0-0	1-3	0	1	1	1	1	0	0	1	3
55	Hall	6	0-0	0-0	0-0	0	1	1	1	0	0	0	0	0
	Team					0	0	0						
	Totals	200	23-66	8-32	19-35	13	18	31	23	7	7	7	9	73

Officials: Pucino, Turner, Smith

Attendance:

Score by periods:

La Salle	44	40	84
Providence	28	45	73

#11/12 Missouri (4-0) • 83

#	Player	Min	FG-A	3P-A	FT-A	O	D	Tot	PF	A	TO	B	S	PTS
21	Bowers, f	30	3-8	0-1	4-6	0	2	2	4	1	2	0	2	10
23	Safford, f	21	5-8	1-1	0-0	1	5	6	0	2	0	1	0	11
3	Pressey, M., g	36	3-7	1-3	2-4	1	1	2	3	4	0	1	1	9
11	Dixon, g	17	1-9	0-4	2-2	2	1	3	3	5	1	0	2	4
24	English, g	8	0-3	0-2	0-0	0	0	0	2	0	0	0	0	0
1	Pressey, P.	23	3-14	0-3	0-0	2	1	3	3	2	0	0	2	6
2	Krecklow	7	2-3	2-3	0-0	0	1	1	0	0	0	0	0	6
10	Ratliffe	21	7-17	0-1	0-0	8	6	14	4	1	0	0	0	14
12	Denmon	29	7-12	5-9	2-2	2	2	4	0	2	2	0	2	21
25	Sutton	0+	0-0	0-0	0-0	0	0	0	0	0	0	0	0	0
32	Moore	8	1-1	0-0	0-0	2	0	2	0	0	0	2	1	2
35	Underwood	0+	0-0	0-0	0-0	0	0	0	1	0	0	0	0	0
	Team					4	1	5						
	Totals	200	32-82	9-27	10-14	22	20	42	20	17	6	4	10	83

La Salle (4-2) • 71

#	Player	Min	FG-A	3P-A	FT-A	O	D	Tot	PF	A	TO	B	S	PTS
20	Williams, f	23	5-9	0-1	2-4	1	3	4	4	1	3	0	0	12
24	Murray, c	28	4-9	1-2	0-1	3	8	11	5	2	3	4	0	9
3	Duren, g	37	4-5	0-1	4-7	0	4	4	0	6	3	0	0	12
5	Guillandeaux, g	34	6-12	1-5	0-0	0	2	2	1	0	3	0	0	13
23	Pettis, g	22	5-5	3-3	0-0	1	3	4	2	2	4	0	1	13
10	Mills	26	1-3	1-1	0-0	1	0	1	0	3	2	0	0	3
14	White	24	2-9	0-0	3-4	3	5	8	3	0	1	2	0	7
21	Sheehan	0+	0-0	0-0	0-0	0	0	0	0	0	0	0	0	0
25	Danish	0+	0-0	0-0	0-0	0	0	0	0	0	0	0	0	0
41	Weingarten	6	1-1	0-0	0-0	0	1	1	0	0	0	0	1	2
	Team					1	1	2						
	Totals	200	28-53	6-13	9-16	10	27	37	15	14	19	6	2	71

Officials: Juzenas, Maslona, Schipper

Attendance:

Score by periods:

Missouri	41	42	83
La Salle	41	30	71



2010-11 BOX SCORES

Delaware State (2-2) • 61

#	Player	Min	FG-A	3P-A	FT-A	O	D	Tot	PF	A	TO	B	S	PTS
21	Stowe, f	30	3-5	0-0	1-2	1	3	4	1	0	0	0	0	7
32	Oliver, f	36	4-9	0-0	3-6	3	2	5	3	2	2	2	2	11
4	Threatt, g	35	1-5	0-0	1-2	1	4	5	2	9	3	0	3	3
5	Washington, g	37	6-8	5-6	0-0	2	1	3	0	1	1	0	1	17
22	Walker	27	3-7	2-6	5-5	1	3	4	3	1	2	1	2	13
00	Wilson	16	2-4	2-3	0-0	0	0	0	3	1	1	0	0	6
1	Welcher	4	0-1	0-0	0-0	0	0	0	0	0	0	0	1	0
11	Odd	6	2-4	0-0	0-0	0	0	0	0	0	1	0	0	4
13	Baylor	3	0-0	0-0	0-0	0	0	0	0	0	0	0	0	0
20	Oliver	2	0-0	0-0	0-0	0	0	0	0	1	1	0	0	0
33	Marcellus	4	0-1	0-0	0-0	0	0	0	0	0	0	0	1	0
	Team					1	0	1						
	Totals	200	21-44	9-15	10-15	9	13	22	12	15	12	3	10	61

La Salle (5-2) • 65

#	Player	Min	FG-A	3P-A	FT-A	O	D	Tot	PF	A	TO	B	S	PTS
20	Williams, f	18	5-9	0-0	0-0	2	2	4	0	1	2	0	0	10
24	Murray, c	26	5-8	0-0	0-0	3	4	7	3	1	1	0	0	10
3	Duren, g	37	3-7	0-2	3-4	0	0	0	1	7	2	0	2	9
10	Mills, g	33	1-3	1-2	0-0	1	2	3	1	0	3	0	1	3
23	Pettis, g	33	5-11	0-2	0-0	3	4	7	2	3	2	0	0	10
5	Guillandeaux	32	4-9	2-4	2-2	1	1	2	1	6	1	0	0	12
14	White	6	0-0	0-0	0-0	0	1	1	1	1	1	0	1	0
41	Weingarten	15	4-4	1-1	2-2	0	1	1	1	0	0	1	0	11
	Team					1	2	3						
	Totals	200	27-51	4-11	7-8	11	17	28	10	19	12	1	4	65

Officials: Lindsay, Kelly, Pucino

Attendance: 1451

Score by periods:

Delaware St.	39	22	61
La Salle	31	34	65

Oklahoma State (7-1) • 92

#	Player	Min	FG-A	3P-A	FT-A	O	D	Tot	PF	A	TO	B	S	PTS
31	Pilgrim, f	30	4-6	0-0	3-5	0	5	5	5	2	6	1	3	11
33	Moses, f	40	12-22	0-0	6-9	7	11	18	4	1	2	1	3	30
5	Dowell, g	6	0-1	0-0	0-0	0	1	1	1	1	1	0	1	0
12	Page, g	45	5-14	3-8	0-0	1	2	3	4	6	2	0	2	13
15	Sidorakis, g	38	3-8	0-3	1-2	1	3	4	2	1	2	0	2	7
00	Olukemi	18	1-7	0-2	2-2	2	1	3	1	1	1	0	0	4
1	Shaw	8	0-0	0-0	0-1	0	1	1	1	0	0	0	0	0
14	Penn	39	6-13	4-7	1-2	1	2	3	0	6	2	0	1	17
22	Brown	10	1-4	0-0	0-0	1	0	1	1	1	1	0	0	2
25	Williams	16	4-6	0-0	0-1	4	5	9	5	1	1	0	0	8
	Team					1	0	1						
	Totals	250	36-81	7-20	13-22	18	31	49	24	20	18	2	12	92

La Salle (5-3) • 87

#	Player	Min	FG-A	3P-A	FT-A	O	D	Tot	PF	A	TO	B	S	PTS
20	Williams, f	41	8-18	0-0	7-10	3	6	9	3	3	6	0	1	23
24	Murray, c	47	8-18	1-2	6-8	5	8	13	2	1	2	5	1	23
3	Duren, g	43	3-5	1-1	2-3	1	2	3	3	5	5	0	1	9
5	Guillandeaux, g	41	4-16	3-9	0-0	0	8	8	1	4	3	0	0	11
23	Pettis, g	37	3-11	1-5	0-0	2	3	5	2	5	2	0	2	7
10	Mills	29	1-3	1-2	0-1	1	2	3	2	2	2	0	0	3
12	Stefan	1	0-0	0-0	0-0	0	0	0	0	0	0	0	0	0
14	White	8	4-6	0-0	0-0	1	2	3	2	0	0	1	0	8
41	Weingarten	3	1-2	1-2	0-0	0	0	0	2	2	0	0	0	3
	Team					6	2	8						
	Totals	250	32-79	8-21	15-22	19	33	52	17	22	20	6	5	87

Officials: Scagliotta, Woodson, Faia

Attendance: 4322

Score by periods:

Oklahoma St.	25	42	12	13	92
La Salle	33	34	12	8	87



2010-11 BOX SCORES

La Salle (6-3) • 84

#	Player	Min	FG-A	3P-A	FT-A	O	D	Tot	PF	A	TO	B	S	PTS
20	Williams, f	22	4-18	0-0	5-5	2	4	6	4	3	3	1	2	13
24	Murray, c	15	6-7	0-0	0-0	0	4	4	5	0	2	2	1	12
3	Duren, g	35	4-8	0-2	1-3	1	0	1	1	3	2	1	2	9
5	Guillandeaux, g	38	7-12	2-4	5-9	0	4	4	3	3	3	1	1	21
23	Pettis, g	33	4-8	2-4	9-10	1	2	3	3	3	3	0	2	19
10	Mills, g	16	0-4	0-2	0-0	1	1	2	2	0	1	0	2	0
14	White	13	1-3	0-0	0-0	1	4	5	2	1	0	0	1	2
41	Weingarten	28	3-8	1-3	1-2	4	6	10	3	0	3	1	3	8
	Team					2	2	4						
	Totals	200	29-60	5-15	21-29	12	27	39	23	13	17	6	14	84

Boston University (4-6) • 81

#	Player	Min	FG-A	3P-A	FT-A	O	D	Tot	PF	A	TO	B	S	PTS
21	O'Brien, f	33	3-10	2-5	2-2	0	2	2	4	1	2	2	1	10
25	Hazel, f	17	1-1	0-0	1-2	1	2	3	3	0	0	1	0	3
1	Partin, g	35	8-17	1-7	3-6	0	6	6	5	5	5	0	2	20
2	Griffin, g	15	1-2	1-1	2-2	1	0	1	4	1	1	0	1	5
5	Terry, Jr., g	15	1-3	0-0	0-0	1	2	3	1	1	1	0	1	2
13	Irving	30	3-6	2-2	3-4	1	1	2	3	5	2	0	2	11
15	Morris	27	5-7	3-3	2-2	2	6	8	4	1	4	2	1	15
23	Holland	28	5-15	4-11	1-2	1	4	5	4	3	5	0	0	15
24	Robinson	0+	0-0	0-0	0-0	0	0	0	0	0	0	0	0	0
	Team					5	2	7						
	Totals	200	27-61	13-29	14-20	12	25	37	28	17	20	5	8	81

Officials: Pucino, Hull, Carstensen

Attendance: 1080

Score by periods:

La Salle	35	49	84
Boston Univ.	38	43	81

#12/12 Villanova (8-1, 3-0 Big 5) • 84

#	Player	Min	FG-A	3P-A	FT-A	O	D	Tot	PF	A	TO	B	S	PTS
0	Pena, f	31	4-7	0-0	5-5	1	4	5	2	2	2	0	2	13
13	Yarou, c	27	1-5	0-0	4-7	3	6	9	4	1	4	1	0	6
2	Wayns, g	35	8-15	0-2	3-4	0	4	4	2	2	4	0	2	19
10	Fisher, g	36	3-11	1-3	9-12	0	1	1	1	8	4	0	1	16
24	Stokes, g	34	4-8	4-8	4-4	0	2	2	2	3	2	2	3	16
23	Cheek	21	4-7	4-7	2-2	2	3	5	1	0	2	0	1	14
25	Sutton	7	0-0	0-0	0-0	0	1	1	2	0	0	2	0	0
32	Bell	1	0-0	0-0	0-0	0	0	0	0	0	0	0	0	0
34	Armwood	8	0-0	0-0	0-0	0	0	0	1	0	0	0	1	0
	Team					2	3	5						
	Totals	200	24-53	9-20	27-34	8	24	32	15	16	18	5	10	84

La Salle (6-4, 0-1 Big 5) • 81

#	Player	Min	FG-A	3P-A	FT-A	O	D	Tot	PF	A	TO	B	S	PTS
20	Williams, f	35	8-13	0-0	4-5	1	6	7	3	5	2	0	2	20
24	Murray, c	12	2-5	0-0	0-0	2	3	5	4	0	1	1	1	4
3	Duren, g	37	3-11	0-2	7-8	0	2	2	1	7	4	0	3	13
5	Guillandeaux, g	27	4-12	2-7	0-0	0	0	0	1	2	2	0	2	10
23	Pettis, g	35	3-12	2-4	0-0	0	5	5	1	5	3	0	1	8
10	Mills	25	5-7	4-5	0-0	0	3	3	4	1	3	0	1	14
14	White	9	3-3	0-0	0-0	1	1	2	4	0	0	2	0	6
41	Weingarten	20	3-3	0-0	0-0	1	3	4	3	0	1	0	0	6
	Team					4	2	6						
	Totals	200	31-66	8-18	11-13	9	25	34	21	20	16	3	10	81

Officials: Higgins, Driscoll, Anderson

Attendance: 3400

Score by periods:

Villanova	38	46	84
La Salle	37	44	81



2010-11 BOX SCORES

Bucknell (5-6) • 89

#	Player	Min	FG-A	3P-A	FT-A	O	D	Tot	PF	A	TO	B	S	PTS
14	Willman, f	16	4-6	0-0	1-2	0	2	2	4	3	2	1	1	9
31	Muscala, f	30	8-14	0-0	5-6	2	4	6	4	5	2	2	2	21
12	Johnson, g	18	3-8	2-6	0-0	0	0	0	2	3	1	0	0	8
13	Shazier, g	37	3-3	2-2	2-2	0	3	3	0	6	0	0	1	10
22	Cohen, g	35	7-11	2-2	3-5	1	1	2	3	3	1	0	1	19
5	Klebon	11	0-2	0-0	0-0	1	3	4	1	0	3	0	1	0
21	Boon	22	3-9	2-6	1-1	2	3	5	3	2	0	1	0	9
24	Hill	3	0-0	0-0	0-0	0	0	0	0	0	1	0	0	0
33	Brackney	1	0-0	0-0	0-0	0	0	0	0	0	0	0	0	0
42	Ayers	27	6-9	1-2	0-0	2	2	4	2	1	0	0	1	13
	Team					4	0	4						
	Totals	200	34-62	9-18	12-16	12	18	30	19	23	10	4	7	89

La Salle (6-5) • 77

#	Player	Min	FG-A	3P-A	FT-A	O	D	Tot	PF	A	TO	B	S	PTS
20	Williams, f	26	7-11	0-0	1-3	0	6	6	2	0	1	1	0	15
24	Murray, c	36	10-18	0-0	8-11	6	2	8	2	1	3	1	9	28
3	Duren, g	10	0-1	0-1	2-2	0	0	0	0	0	0	0	0	2
5	Guillandeaux, g	40	4-13	3-6	2-4	1	6	7	2	9	4	0	1	13
23	Pettis, g	26	3-6	1-3	0-0	1	3	4	0	2	4	0	0	7
10	Mills	34	3-4	2-3	0-2	1	1	2	3	3	1	0	2	8
12	Stefan	5	0-1	0-1	0-0	0	0	0	0	1	0	0	0	0
14	White	4	0-0	0-0	0-0	0	1	1	3	0	0	0	0	0
41	Weingarten	19	2-3	0-1	0-0	2	0	2	3	0	0	0	0	4
	Team					1	0	1						
	Totals	200	29-57	6-15	13-22	12	19	31	15	16	13	2	3	77

Officials: Clark, Hughes, Walton

Attendance: 1305

Score by periods:

Bucknell	36	53	89
La Salle	28	49	77

Rider (8-5) • 77

#	Player	Min	FG-A	3P-A	FT-A	O	D	Tot	PF	A	TO	B	S	PTS
2	Ringgold, f	31	9-13	0-0	0-2	6	1	7	4	3	3	3	2	18
13	Stewart, f	29	4-5	0-0	1-2	3	4	7	5	0	0	1	0	9
31	Penn, f	24	4-8	2-5	0-1	0	3	3	4	1	3	2	2	10
15	Robinson, g	37	2-9	1-5	2-3	0	4	4	2	7	3	0	0	7
23	Gadson, g	34	9-19	1-3	6-6	0	7	7	1	2	2	1	1	25
10	Myles	20	1-5	0-2	0-1	0	4	4	0	1	0	1	0	2
12	Thompson	19	2-4	0-0	2-4	2	0	2	0	2	3	1	3	6
14	Mansell	1	0-0	0-0	0-0	0	0	0	0	0	0	0	0	0
32	Pereira	5	0-0	0-0	0-0	0	0	0	0	0	0	1	0	0
	Team					2	3	5						
	Totals	200	31-63	4-15	11-19	13	26	39	16	16	14	10	8	77

La Salle (6-6) • 68

#	Player	Min	FG-A	3P-A	FT-A	O	D	Tot	PF	A	TO	B	S	PTS
20	Williams, f	30	8-18	0-0	8-13	6	8	14	4	0	3	0	1	24
24	Murray, c	30	5-14	0-0	3-3	6	4	10	3	2	2	2	0	13
5	Guillandeaux, g	27	3-11	1-4	3-3	0	2	2	0	4	1	0	1	10
10	Mills, g	26	4-7	2-3	0-0	0	1	1	1	1	2	0	1	10
23	Pettis, g	29	3-10	0-3	1-2	2	2	4	3	2	3	0	1	7
3	Duren	27	1-2	0-1	0-1	0	4	4	3	4	4	0	3	2
12	Stefan	2	0-0	0-0	0-0	0	0	0	0	1	0	0	0	0
14	White	11	0-1	0-0	0-0	1	1	2	2	0	0	1	0	0
41	Weingarten	19	0-4	0-2	2-2	0	1	1	3	0	0	0	0	2
	Team					3	0	3						
	Totals	200	24-67	3-13	17-24	18	23	41	19	14	15	3	7	68

Officials: Ferguson, Janosik, Turner

Attendance: 1491

Score by periods:

Rider	33	44	77
La Salle	34	34	68



2010-11 BOX SCORES

Towson (4-7) • 93

#	Player	Min	FG-A	3P-A	FT-A	O	D	Tot	PF	A	TO	B	S	PTS
1	Philmore, f	39	9-14	2-3	7-9	3	3	6	4	3	1	1	4	27
4	Dupree, f	40	9-16	0-0	9-10	3	3	6	4	0	2	1	1	27
3	Brown, g	44	7-10	5-8	4-4	1	0	1	3	0	2	0	1	23
11	Conner, g	43	1-5	0-1	4-7	2	2	4	3	6	4	0	4	6
20	Morris, g	43	3-7	1-4	3-4	0	2	2	1	2	2	0	2	10
12	Gumbs	11	0-0	0-0	0-0	1	1	2	4	0	2	0	0	0
30	Quinn	5	0-1	0-1	0-0	0	0	0	1	0	0	0	0	0
	Team					2	0	2						
	Totals	225	29-53	8-17	27-34	12	11	23	20	11	13	2	12	93

La Salle (6-7) • 90

#	Player	Min	FG-A	3P-A	FT-A	O	D	Tot	PF	A	TO	B	S	PTS
20	Williams, f	39	12-19	0-0	8-10	8	5	13	5	2	1	0	1	32
41	Weingarten, f	15	2-2	0-0	0-0	0	4	4	2	1	1	0	0	4
24	Murray, c	38	5-10	0-0	1-2	3	2	5	5	2	3	2	0	11
10	Mills, g	43	1-3	1-2	1-2	1	2	3	2	0	3	0	0	4
23	Pettis, g	28	5-12	1-5	1-2	2	0	2	3	4	6	0	3	12
3	Duren	40	6-9	2-2	5-5	0	0	0	2	6	2	0	1	19
12	Stefan	13	2-4	2-3	0-0	0	0	0	1	1	1	0	0	6
14	White	9	1-2	0-0	0-0	2	1	3	2	0	1	0	1	2
	Team					2	1	3						
	Totals	225	34-61	6-12	16-21	18	15	33	22	16	18	2	6	90

Officials: DeMayo, O'Connell, Gladden

Attendance: 1421

Score by periods:

Towson	43	43	7	93
La Salle	37	49	4	90

Binghamton (3-10) • 64

#	Player	Min	FG-A	3P-A	FT-A	O	D	Tot	PF	A	TO	B	S	PTS
4	Jabbi, f	32	4-7	0-0	0-0	2	1	3	4	1	2	2	0	8
5	Wright, f	37	5-11	3-5	7-8	2	5	7	2	2	6	0	1	20
22	Johnston, f	11	1-3	0-1	0-0	0	1	1	1	0	0	0	0	2
25	Ogundadegbe, f	20	1-3	0-0	1-2	2	0	2	2	0	1	0	0	3
20	Gray, g	19	2-4	0-2	1-1	0	1	1	3	1	2	0	0	5
1	Camara	19	4-7	3-4	1-1	0	2	2	0	0	0	0	0	12
10	Brown	6	0-0	0-0	0-0	0	0	0	0	0	1	0	0	0
12	Sutton	18	1-3	0-0	5-6	0	1	1	2	0	1	1	0	7
21	Pena	2	0-1	0-0	0-0	0	0	0	0	0	0	0	1	0
23	Mansell	8	0-0	0-0	0-0	0	1	1	2	0	5	0	0	0
34	Lukusa	25	3-8	0-0	0-0	0	1	1	0	3	0	0	3	6
40	Ralling	3	0-0	0-0	1-2	1	0	1	0	0	1	0	1	1
	Team					1	2	3						
	Totals	200	21-47	6-12	16-20	8	15	23	16	7	19	3	6	64

La Salle (7-7) • 87

#	Player	Min	FG-A	3P-A	FT-A	O	D	Tot	PF	A	TO	B	S	PTS
20	Williams, f	24	5-9	0-0	2-6	7	2	9	4	1	4	1	0	12
24	Murray, c	24	4-8	0-0	0-0	3	4	7	3	2	2	1	2	8
3	Duren, g	29	7-10	1-3	3-3	1	1	2	2	4	3	0	3	18
10	Mills, g	28	4-8	1-4	1-2	3	2	5	2	4	0	0	0	10
23	Pettis, g	20	2-8	1-2	0-0	1	0	1	4	1	2	1	0	5
5	Guillandeaux	27	4-10	2-6	0-0	0	3	3	0	1	1	0	1	10
12	Stefan	13	2-3	2-3	0-0	1	1	2	0	1	1	0	1	6
14	White	17	0-3	0-0	2-4	2	3	5	1	1	0	2	1	2
21	Sheehan	2	0-2	0-0	0-0	1	0	1	2	0	2	0	0	0
25	Danish	2	0-2	0-2	0-0	0	0	0	0	0	0	0	0	0
41	Weingarten, f	14	5-8	0-1	6-6	2	1	3	1	0	0	0	0	16
	Team					4	2	6						
	Totals	200	33-71	7-21	14-21	25	19	44	19	15	15	5	8	87

Officials: Harry, McCloskey, Gwynn

Attendance: 1238

Score by periods:

Binghamton	38	26	64
La Salle	52	35	87



2010-11 BOX SCORES

La Salle (7-8, 0-1 A-10) • 67

#	Player	Min	FG-A	3P-A	FT-A	O	D	Tot	PF	A	TO	B	S	PTS
20	Williams, f	28	2-12	0-0	6-10	6	5	11	5	3	2	0	1	10
24	Murray, c	27	6-8	2-2	2-5	1	5	6	3	1	3	1	0	16
3	Duren, g	35	4-10	0-3	0-0	1	3	4	3	3	2	1	1	8
5	Guillandeaux, g	22	0-5	0-2	0-0	0	1	1	1	0	3	0	0	0
23	Pettis, g	34	6-15	5-9	4-4	0	5	5	3	1	1	0	2	21
10	Mills	33	3-5	2-2	0-0	1	2	3	3	5	0	0	0	8
14	White	13	1-2	0-0	0-0	2	1	3	2	0	1	2	0	2
41	Weingarten	8	1-3	0-2	0-0	0	0	0	0	1	0	0	0	2
	Team					2	0	2						
Totals		200	23-60	9-20	12-19	13	22	35	20	14	12	4	4	67

George Washington (8-6, 1-0 A-10) • 72

#	Player	Min	FG-A	3P-A	FT-A	O	D	Tot	PF	A	TO	B	S	PTS
00	Smith, f	18	1-5	0-0	1-2	4	1	5	1	2	3	2	0	3
30	Mikic, f	14	2-3	2-3	0-2	0	1	1	4	0	1	0	1	6
42	Katuka, c	25	1-4	0-0	8-10	5	5	10	4	2	2	2	2	10
3	Taylor, g	38	9-16	2-3	8-11	0	5	5	2	3	1	0	1	28
5	Bynes, g	32	3-9	0-3	1-2	3	5	8	1	2	0	0	0	7
11	Guest	6	0-2	0-0	0-0	0	0	0	1	0	1	0	0	0
12	Pellom	26	5-7	0-0	2-4	0	3	3	1	0	1	1	1	12
15	Ware	24	3-7	0-1	0-0	1	4	5	0	0	2	0	0	6
32	Johnson	5	0-4	0-1	0-0	0	0	0	0	0	0	1	0	0
33	Warren	12	0-2	0-0	0-0	2	2	4	2	0	0	1	1	0
	Team					1	2	3						
Totals		200	24-59	4-11	20-31	16	28	44	16	9	11	7	6	72

Officials: Carstensen, Roberts, Clougherty

Attendance: 1003

Score by periods:

La Salle	35	32	67
GW 34	38	72	

Richmond (13-4, 2-0 A-10) • 87

#	Player	Min	FG-A	3P-A	FT-A	O	D	Tot	PF	A	TO	B	S	PTS
15	Martel, f	18	1-2	1-1	0-0	1	5	6	1	2	0	0	0	3
32	Harper, f	33	10-17	3-8	2-3	1	9	10	3	1	1	2	1	25
41	Geriot, c	21	5-8	2-3	1-2	0	4	4	3	2	2	0	0	13
3	Brothers, g	22	3-6	1-2	0-0	0	0	0	0	1	1	0	1	7
14	Anderson, g	37	9-16	3-4	6-6	0	3	3	2	4	2	0	3	27
1	Garrett	8	0-2	0-1	0-0	1	0	1	1	0	1	1	0	0
2	Lindsay	19	3-4	1-1	1-2	0	0	0	4	4	1	0	1	8
11	Duinker	4	0-1	0-1	0-0	0	0	0	1	0	0	0	0	0
12	Smith, K.	28	0-0	0-0	0-0	0	0	0	1	5	3	0	0	0
13	Estes	1	0-0	0-0	0-0	0	0	0	1	0	0	0	0	0
21	Hovde	1	0-0	0-0	0-0	0	0	0	0	0	0	0	0	0
22	Robbins	3	0-0	0-0	0-0	0	0	0	0	0	0	0	0	0
31	Smith, C.	1	0-1	0-1	2-2	0	0	0	0	0	0	0	0	2
34	Williams	4	0-1	0-1	2-2	1	1	2	1	0	1	0	0	2
	Team					0	5	5						
Totals		200	31-58	11-23	14-17	4	27	31	18	19	12	3	6	87

La Salle (7-9, 0-2 A-10) • 68

#	Player	Min	FG-A	3P-A	FT-A	O	D	Tot	PF	A	TO	B	S	PTS
14	White, f	23	3-9	0-0	2-2	3	3	6	3	0	0	0	0	8
20	Williams, f	28	3-11	0-0	2-4	4	3	7	2	0	3	0	1	8
3	Duren, g	26	2-5	0-1	6-6	0	5	5	1	2	5	0	2	10
10	Mills, g	33	3-9	1-3	0-0	1	1	2	3	3	1	0	1	7
23	Pettis, g	28	5-11	2-7	0-0	1	5	6	2	3	2	0	1	12
5	Guillandeaux	20	0-8	0-4	2-2	1	1	2	0	1	2	0	1	2
12	Stefan	18	4-7	3-6	4-4	1	2	3	2	0	0	0	0	15
41	Weingarten	24	3-7	0-0	0-1	4	3	7	3	0	0	0	0	6
	Team					3	2	5						
Totals		200	23-67	6-21	16-19	18	25	43	16	9	13	0	6	68

Officials: Walton, Bordeaux, Hughes

Attendance: 1868

Score by periods:

Richmond	32	55	87
La Salle	32	36	68



2010-11 BOX SCORES

Penn (5-7, 0-2 Big 5) • 83

#	Player	Min	FG-A	3P-A	FT-A	O	D	Tot	PF	A	TO	B	S	PTS
24	Eggleston, f	41	5-10	1-2	5-5	1	11	12	0	2	1	0	2	16
44	Turley, c	29	6-8	0-0	1-1	1	2	3	3	2	2	0	0	13
0	Cartwright, g	42	4-10	2-6	2-4	0	3	3	4	3	4	0	1	12
1	Rosen, g	41	8-16	2-5	1-3	0	8	8	5	7	1	0	0	19
4	Bernardini, g	31	7-15	1-3	2-2	0	2	2	5	0	1	0	1	17
14	Dougherty	9	3-4	0-0	0-0	1	1	2	2	0	0	0	0	6
20	Jok	1	0-2	0-2	0-0	0	0	0	0	0	0	0	0	0
21	Gunter	4	0-0	0-0	0-0	0	1	1	1	0	2	0	0	0
22	Rennard	6	0-0	0-0	0-0	1	0	1	2	0	1	0	0	0
34	Belcore	21	0-3	0-3	0-0	1	2	3	2	0	1	0	0	0
	Team					4	0	4						
	Totals	225	33-68	6-21	11-15	9	30	39	24	14	13	0	4	83

La Salle (8-9, 1-1 Big 5) • 89

#	Player	Min	FG-A	3P-A	FT-A	O	D	Tot	PF	A	TO	B	S	PTS
24	Murray, c	32	7-14	0-0	5-6	1	7	8	0	5	4	1	0	19
3	Duren, g	39	5-9	2-2	3-3	0	3	3	4	2	2	0	2	15
5	Guillandoux, g	36	6-11	3-6	9-11	2	3	5	2	3	1	0	0	24
10	Mills, g	39	3-5	1-2	0-0	0	1	1	3	2	2	1	1	7
23	Pettis, g	21	3-7	2-3	0-0	0	3	3	3	3	0	0	0	8
12	Stefan	13	0-3	0-1	3-4	0	3	3	2	1	0	0	0	3
14	White	7	0-0	0-0	0-0	0	0	0	1	0	0	1	0	0
20	Williams	24	4-7	0-0	2-6	1	2	3	5	1	3	0	3	10
41	Weingarten	14	1-2	0-0	1-2	0	3	3	0	2	0	0	0	3
	Team					0	5	5						
	Totals	225	29-58	8-14	23-32	4	30	34	20	19	12	3	6	89

Officials: Anderson, Faia, Janosik

Attendance: 1711

Score by periods:

Penn	29	47	7	83
La Salle	37	39	13	89

La Salle (8-10, 0-3 A-10) • 71

#	Player	Min	FG-A	3P-A	FT-A	O	D	Tot	PF	A	TO	B	S	PTS
20	Williams, f	27	7-12	0-0	6-7	5	3	8	4	0	2	0	0	20
24	Murray, c	32	5-15	1-5	1-2	5	3	8	2	1	3	2	1	12
3	Duren, g	37	5-8	1-2	0-0	0	5	5	1	3	1	1	0	11
5	Guillandoux, g	28	3-12	1-5	0-0	2	2	4	4	4	3	0	2	7
23	Pettis, g	22	1-5	1-3	2-2	1	2	3	3	2	3	0	1	5
10	Mills	22	1-2	1-2	0-0	0	3	3	0	1	0	0	0	3
12	Stefan	15	2-6	2-4	0-0	1	0	1	1	3	0	0	0	6
14	White	8	1-3	0-0	1-1	0	1	1	0	0	2	3	0	3
41	Weingarten	9	1-3	0-1	2-2	1	1	2	1	0	1	0	1	4
	Team					4	1	5						
	Totals	200	26-66	7-22	12-14	19	21	40	16	14	15	6	5	71

Massachusetts (10-6, 2-1 A-10) • 74

#	Player	Min	FG-A	3P-A	FT-A	O	D	Tot	PF	A	TO	B	S	PTS
2	Vinson, f	27	5-9	0-1	1-2	3	0	3	4	0	0	1	0	11
10	Farrell, f	31	6-11	0-1	1-4	0	2	2	4	5	1	1	2	13
23	Carter, Se. c	30	7-8	0-0	1-2	2	7	9	2	0	0	2	1	15
11	Correia, g	34	1-3	0-2	0-1	0	2	2	1	7	2	0	0	2
12	Gurley, g	31	6-16	2-7	6-6	1	0	1	0	4	2	0	0	20
22	Carter, Sa.	13	2-4	1-1	0-0	2	1	3	0	1	0	1	2	5
24	Riley	11	0-3	0-3	0-0	0	2	2	1	0	3	0	1	0
34	Putney	13	3-5	0-1	2-2	1	1	2	1	0	1	1	2	8
35	Bailey	10	0-0	0-0	0-0	0	1	1	3	0	1	0	1	0
	Team					3	1	4						
	Totals	200	30-59	3-16	11-17	12	17	29	16	17	10	6	9	74

Officials: Ferguson, Simpson, Murphy

Attendance: 2532

Score by periods:

La Salle	33	38	71
Massachusetts	43	31	74



2010-11 BOX SCORES

Duquesne (12-5, 4-0 A-10) • 88

#	Player	Min	FG-A	3P-A	FT-A	O	D	Tot	PF	A	TO	B	S	PTS
25	Saunders, f	25	8-10	0-1	0-0	3	3	6	3	4	4	1	3	16
30	Clark, f	32	6-10	0-4	9-9	2	6	8	2	5	4	3	4	21
1	Talley, g	16	0-2	0-0	0-0	0	1	1	1	0	1	0	1	0
20	McConnell, g	30	5-9	0-2	3-4	1	4	5	2	4	0	0	4	13
23	Monteiro, g	27	6-15	1-4	0-2	4	4	8	2	3	1	0	3	13
00	Marhold	1	0-0	0-0	0-0	0	0	0	0	0	0	0	0	0
2	Wright	19	2-7	0-0	2-4	2	3	5	2	2	0	1	0	6
3	Evans	25	4-7	1-1	0-1	1	0	1	1	3	1	0	2	9
5	Jones	1	0-0	0-0	0-0	0	1	1	0	0	0	0	0	0
32	Johnson	24	3-9	1-4	3-4	0	2	2	0	3	1	0	0	10
	Team					2	0	2						
	Totals	200	34-69	3-16	17-24	15	24	39	13	24	13	5	17	88

La Salle (8-11, 0-4 A-10) • 71

#	Player	Min	FG-A	3P-A	FT-A	O	D	Tot	PF	A	TO	B	S	PTS
14	White, f	10	3-6	0-0	1-2	3	1	4	2	1	0	0	0	7
20	Williams, f	32	7-15	0-0	3-6	5	5	10	2	3	10	0	1	17
3	Duren, g	31	4-9	0-2	1-3	0	0	0	3	3	3	0	1	9
5	Guillandeuax, g	32	9-14	6-7	0-0	0	2	2	2	1	2	0	0	24
23	Pettis, g	10	0-0	0-0	0-0	0	0	0	0	2	1	0	1	0
10	Mills	26	0-4	0-0	0-0	1	4	5	2	3	3	0	0	0
12	Stefan	22	3-7	2-6	0-0	1	2	3	4	1	2	1	1	8
24	Murray, c	30	3-10	0-3	0-0	3	4	7	3	0	2	2	1	6
41	Weingarten	7	0-0	0-0	0-0	0	3	3	2	0	2	0	0	0
	Team					2	1	3						
	Totals	200	29-65	8-18	5-11	15	22	37	20	14	25	3	5	71

Officials: Scagliotta, Prager, McCarthy

Attendance: 1806

Score by periods:

Duquesne	47	41	88
La Salle	47	24	71

La Salle (9-11, 1-4 A-10) • 76

#	Player	Min	FG-A	3P-A	FT-A	O	D	Tot	PF	A	TO	B	S	PTS
20	Williams, f	24	1-4	0-0	5-7	2	1	3	4	2	6	0	3	7
24	Murray, c	22	7-10	0-2	6-7	0	4	4	3	0	2	0	1	20
3	Duren, g	38	4-9	0-1	3-3	0	6	6	0	7	2	1	3	11
5	Guillandeuax, g	25	2-9	1-4	0-0	0	2	2	2	1	1	0	0	5
23	Pettis, g	27	5-12	4-7	0-0	1	3	4	1	3	5	0	1	14
10	Mills	24	2-4	1-2	0-0	1	1	2	3	0	0	0	1	5
12	Stefan	6	1-3	1-3	0-0	0	0	0	0	0	1	0	0	3
14	White	18	2-4	0-0	1-2	1	3	4	3	1	1	2	0	5
41	Weingarten	16	3-6	0-1	0-0	3	2	5	3	1	1	0	0	6
	Team					5	6	11						
	Totals	200	27-61	7-20	15-19	13	28	41	20	15	19	3	9	76

Rhode Island (12-7, 3-2 A-10) • 75

#	Player	Min	FG-A	3P-A	FT-A	O	D	Tot	PF	A	TO	B	S	PTS
21	James, f	36	3-10	0-3	5-7	6	8	14	3	5	6	1	1	11
23	Malesvic, f	31	5-15	4-10	0-0	2	4	6	2	1	1	2	2	14
32	Martell, c	26	5-7	0-0	3-5	3	3	6	5	1	1	1	0	13
5	Jones, g	33	4-8	2-5	5-8	0	3	3	1	4	4	1	1	15
10	Richmond, g	32	3-13	3-12	3-4	2	2	4	3	0	3	0	1	12
1	Wilson	9	0-2	0-1	2-2	1	2	3	1	1	0	1	0	2
12	Outerbridge	14	2-6	0-0	0-0	1	0	1	0	0	0	1	0	4
20	West	15	1-2	1-2	1-2	1	1	2	1	3	1	0	4	4
24	Brooks	4	0-0	0-0	0-0	0	0	0	0	0	0	1	0	0
	Team					1	0	1						
	Totals	200	23-63	10-33	19-28	17	23	40	16	15	18	8	9	75

Officials: DeMayo, Clark, Bordeaux

Attendance: 4257

Score by periods:

La Salle	32	44	76
Rhode Island	28	47	75



2010-11 BOX SCORES

Saint Joseph's (5-15, 0-6 A-10, 0-3 Big 5) • 72

#	Player	Min	FG-A	3P-A	FT-A	O	D	Tot	PF	A	TO	B	S	PTS
1	Aiken, f	35	4-9	2-2	1-2	2	2	4	1	1	1	9	0	11
10	Galloway, g	33	4-10	0-3	2-2	1	1	2	5	3	0	1	3	10
24	Quarles, g	17	1-6	0-4	0-0	2	2	4	2	3	2	1	1	2
32	Hilliard, g	37	6-8	1-1	0-0	0	4	4	5	5	2	0	1	13
35	Jones, g	36	8-16	4-9	4-7	0	0	0	0	3	1	0	1	24
2	O'Brien	3	0-0	0-0	0-0	0	1	1	1	0	0	0	0	0
5	Swilling	6	0-0	0-0	0-0	0	0	0	1	1	0	0	1	0
12	Crosigile	12	0-4	0-3	0-0	0	1	1	0	1	2	0	1	0
13	Roberts	19	6-8	0-0	0-0	3	2	5	4	0	1	1	0	12
42	Baptiste	2	0-0	0-0	0-0	0	0	0	0	0	1	0	0	0
	Team					3	1	4						
	Totals	200	29-61	7-22	7-11	11	14	25	19	17	11	12	8	72

La Salle (10-11, 2-4 A-10, 2-1 Big 5) • 76

#	Player	Min	FG-A	3P-A	FT-A	O	D	Tot	PF	A	TO	B	S	PTS
41	Weingarten, f	17	2-2	0-0	3-3	0	3	3	1	0	2	0	0	7
24	Murray, c	37	7-10	1-1	4-6	7	7	14	2	2	4	5	1	19
3	Duren, g	38	4-8	1-1	0-0	1	6	7	3	7	6	0	5	9
5	Guillandeaux, g	31	1-9	0-3	6-7	0	2	2	1	2	1	0	0	8
23	Pettis, g	25	3-6	2-3	6-6	0	1	1	1	2	2	0	1	14
10	Mills	26	2-4	1-1	0-0	2	1	3	2	2	2	0	1	5
12	Stefan	16	3-3	3-3	3-3	0	0	0	2	1	1	1	0	12
14	White	4	0-0	0-0	0-2	0	0	0	1	0	1	0	0	0
20	Williams	6	1-3	0-0	0-0	0	2	2	0	0	2	1	0	2
	Team					3	1	4						
	Totals	200	23-45	8-12	22-27	13	23	36	13	16	21	7	8	76

Officials: Scirroto, Spencer, Draucker

Attendance: 5672

Score by periods:

Saint Joseph's	27	45	72
La Salle	34	42	76

La Salle (11-11, 3-4 A-10) • 91

#	Player	Min	FG-A	3P-A	FT-A	O	D	Tot	PF	A	TO	B	S	PTS
20	Williams, f	36	6-11	0-0	5-10	2	7	9	5	0	1	0	3	17
24	Murray, c	30	5-9	0-0	6-6	5	4	9	5	1	5	0	1	16
3	Duren, g	44	3-12	0-3	6-6	2	3	5	3	5	1	0	0	12
5	Guillandeaux, g	33	3-11	0-4	6-6	1	5	6	5	2	1	0	0	12
23	Pettis, g	36	5-14	1-4	6-6	2	5	7	1	1	3	0	2	17
10	Mills	32	1-7	0-3	0-0	1	2	3	3	3	0	0	0	2
12	Stefan	21	3-9	3-8	0-0	0	1	1	3	0	0	0	0	9
14	White	10	1-2	0-0	0-0	1	5	6	1	0	1	0	0	2
41	Weingarten	8	2-2	0-0	0-0	1	0	1	2	0	0	0	0	4
	Team					1	0	1						
	Totals	250	29-77	4-22	29-34	16	32	48	28	12	12	0	6	91

Charlotte (9-12, 1-6 A-10) • 86

#	Player	Min	FG-A	3P-A	FT-A	O	D	Tot	PF	A	TO	B	S	PTS
00	Barnett, f	42	7-15	5-11	0-0	1	4	5	2	1	4	0	1	19
21	Wilderness, f	18	3-5	0-0	5-7	2	0	2	5	1	1	0	0	11
35	Braswell, c	32	2-9	0-0	3-4	8	3	11	5	2	4	1	0	7
1	Green, g	46	2-15	0-7	7-12	1	7	8	0	5	3	0	3	11
10	Briscoe, g	40	5-15	2-6	2-5	0	8	8	4	1	2	0	0	14
2	Sherrill	38	5-8	0-0	14-18	6	7	13	4	1	1	2	0	24
3	Sirin	10	0-2	0-1	0-0	0	2	2	3	0	1	0	0	0
22	Dewhurst	24	0-1	0-0	0-0	1	4	5	3	1	0	3	0	0
	Team					1	0	1						
	Totals	250	24-70	7-25	31-46	20	35	55	26	12	16	6	4	86

Officials: Rutecki, Walker, Gwynn

Attendance: 7092

Score by periods:

La Salle	28	43	7	13	91
Charlotte	35	36	7	8	86



2010-11 BOX SCORES

Temple (16-5, 6-2 A-10) • 71

#	Player	Min	FG-A	3P-A	FT-A	O	D	Tot	PF	A	TO	B	S	PTS
24	Allen, f	37	6-11	0-0	2-3	0	7	7	2	0	3	2	2	14
33	Randall, f	35	5-10	2-5	2-2	1	2	3	4	3	0	0	0	14
50	Eric, c	21	1-4	0-0	3-4	0	4	4	2	0	1	1	1	5
4	Fernandez, g	21	2-5	2-5	2-2	0	1	1	5	3	1	0	1	8
23	Moore, g	30	1-7	0-2	2-2	0	1	1	3	5	2	0	2	4
1	Wyatt	23	6-10	3-5	3-3	0	2	2	0	2	1	0	2	18
11	DiLeo	16	2-2	0-0	0-0	0	0	0	0	2	3	0	0	4
22	Brown	1	0-0	0-0	0-0	0	0	0	0	0	0	0	0	0
32	Jefferson	16	2-2	0-0	0-0	0	2	2	3	1	4	0	1	4
	Team					2	7	9						
	Totals	200	25-51	7-17	14-16	3	26	29	19	16	15	3	9	71

La Salle (11-12, 3-5 A-10) • 67

#	Player	Min	FG-A	3P-A	FT-A	O	D	Tot	PF	A	TO	B	S	PTS
20	Williams, f	19	3-6	0-0	1-4	4	3	7	4	1	4	0	1	7
24	Murray, c	35	8-21	4-8	2-2	2	6	8	3	1	2	2	1	22
3	Duren, g	40	4-9	0-0	5-6	1	2	3	1	0	6	0	2	13
10	Mills, g	39	4-9	3-3	2-5	1	3	4	1	2	1	0	0	13
23	Pettis, g	23	3-9	0-3	0-0	1	3	4	3	2	1	0	0	6
12	Stefan	20	0-4	0-3	0-0	0	1	1	0	1	0	0	0	0
14	White	5	1-2	0-0	0-0	1	0	1	1	0	2	0	0	2
41	Weingarten	20	2-4	0-1	0-0	4	1	5	2	1	0	0	1	4
	Team					2	5	7						
	Totals	200	25-64	7-18	10-17	16	24	40	15	8	16	2	5	67

Officials: Tyburski, Clark, Sanders

Attendance: 3121

Score by periods:

Temple	32	39	71
La Salle	23	44	67

Dayton (17-7, 5-4 A-10) • 85

#	Player	Min	FG-A	3P-A	FT-A	O	D	Tot	PF	A	TO	B	S	PTS
4	Johnson, f	20	3-6	3-5	3-4	1	2	3	0	1	1	0	2	12
33	Wright, f	33	11-22	0-0	5-6	3	3	6	2	1	2	6	1	27
44	Benson, c	25	4-7	0-0	1-1	2	4	6	3	1	2	0	0	9
3	Staten, g	25	2-9	0-1	2-2	1	1	2	1	5	2	0	0	6
22	Williams, g	25	2-3	0-1	2-5	1	5	6	4	2	3	0	0	6
5	Oliver	11	0-1	0-0	1-2	0	3	3	3	1	0	0	1	1
12	Parker	24	4-12	3-7	1-2	0	5	5	1	3	1	0	1	12
23	Fabrizius	3	1-2	0-1	0-0	0	1	1	1	0	0	0	0	2
32	Spearman	15	0-0	0-0	4-4	1	0	1	3	1	2	0	1	4
34	Searcy	2	1-1	0-0	0-0	0	0	0	0	0	0	0	0	2
35	Kavanaugh	17	2-3	0-0	0-0	1	3	4	4	1	1	0	0	4
	Team					2	0	2						
	Totals	200	30-66	6-15	19-26	12	27	39	22	16	14	6	6	85

La Salle (11-13, 3-6 A-10) • 81

#	Player	Min	FG-A	3P-A	FT-A	O	D	Tot	PF	A	TO	B	S	PTS
20	Williams, f	21	0-9	0-0	2-4	1	3	4	2	0	4	0	0	2
24	Murray, c	11	2-4	0-2	0-0	0	1	1	1	0	0	1	0	4
3	Duren, g	33	4-9	0-2	4-4	1	2	3	3	5	4	0	5	12
10	Mills, g	19	1-6	1-4	0-0	2	2	4	3	4	0	1	0	3
23	Pettis, g	29	7-10	0-2	10-10	3	4	7	4	2	3	0	1	24
5	Guillandeaux	17	1-6	0-4	2-2	0	0	0	0	1	0	0	0	4
12	Stefan	20	5-12	5-11	0-0	0	0	0	1	3	1	0	0	15
14	White	20	2-3	0-0	0-0	0	6	6	3	0	0	4	0	4
41	Weingarten	27	6-10	0-0	1-2	5	2	7	4	0	2	0	1	13
	Team					2	4	6						
	Totals	200	28-69	6-25	19-22	14	24	38	21	15	14	6	7	81

Officials: Scagliotta, Crenshaw, Simpson

Attendance: 2308

Score by periods:

Dayton	35	50	85
La Salle	38	43	81



2010-11 BOX SCORES

La Salle (12-13, 4-6 A-10) • 78

#	Player	Min	FG-A	3P-A	FT-A	O	D	Tot	PF	A	TO	B	S	PTS
20	Williams, f	32	8-14	0-0	4-4	5	6	11	3	2	4	0	3	20
24	Murray, c	29	7-13	1-3	3-7	2	3	5	4	1	1	3	0	18
3	Duren, g	34	2-5	0-1	4-6	0	1	1	2	5	2	0	4	8
5	Guillandeaux, g	32	7-13	3-6	3-4	2	2	4	3	2	0	0	1	20
23	Pettis, g	37	3-6	2-3	0-0	0	6	6	1	5	4	0	4	8
12	Stefan	15	0-3	0-2	0-0	0	1	1	1	0	0	0	1	0
14	White	14	2-5	0-0	0-0	0	1	1	4	0	0	1	1	4
41	Weingarten	6	0-1	0-0	0-0	0	0	0	2	0	2	0	0	0
	Team					2	0	2						
	Totals	200	29-60	6-15	14-21	11	20	31	20	15	13	4	14	78

Saint Louis (8-15, 3-7 A-10) • 77

#	Player	Min	FG-A	3P-A	FT-A	O	D	Tot	PF	A	TO	B	S	PTS
14	Conklin, f	29	7-13	0-0	4-6	6	3	9	2	0	2	1	0	18
21	Evans, f	25	5-10	0-0	0-1	1	7	8	3	0	2	1	1	10
51	Loe, f	18	2-6	1-3	0-0	2	0	2	2	2	4	0	2	5
11	McCall, g	26	4-8	2-5	0-2	0	2	2	3	5	1	0	0	10
23	Cassidy, g	36	4-10	1-5	5-6	0	3	3	1	7	1	0	2	14
5	Jett	24	5-8	0-0	0-0	2	1	3	1	3	4	0	1	10
10	Eckerle	8	0-1	0-1	0-0	1	1	2	0	0	0	0	0	0
15	Salecich	13	1-2	0-0	0-0	0	1	1	1	3	1	0	1	2
32	Remekun	21	3-3	0-0	2-3	2	2	4	4	1	2	2	0	8
	Team					2	2	4						
	Totals	200	31-61	4-14	11-18	16	22	38	17	21	17	4	7	77

Officials: DeMayo, Faia, Regan

Attendance: 5364

Score by periods:

La Salle	43	35	78
Saint Louis	44	33	77

La Salle (12-14, 4-7 A-10) • 61

#	Player	Min	FG-A	3P-A	FT-A	O	D	Tot	PF	A	TO	B	S	PTS
20	Williams, f	23	3-6	0-0	0-0	5	2	7	3	1	3	0	3	6
24	Murray, c	32	5-20	2-5	8-10	4	3	7	3	0	3	5	1	20
3	Duren, g	33	2-5	0-1	0-0	0	1	1	2	5	1	0	0	4
12	Stefan, g	20	1-4	0-3	3-3	0	1	1	1	1	0	0	0	5
23	Pettis, g	22	1-6	0-3	0-0	0	2	2	2	1	2	0	0	2
5	Guillandeaux	26	3-9	1-4	2-3	0	1	1	1	2	0	0	0	9
10	Mills	21	3-4	1-1	2-2	0	4	4	1	0	0	0	0	9
14	White	18	1-4	0-0	4-4	3	2	5	4	0	0	0	1	6
41	Weingarten	5	0-1	0-0	0-0	0	0	0	3	0	1	0	0	0
	Team					3	2	5						
	Totals	200	19-59	4-17	19-22	15	18	33	20	10	10	5	5	61

St. Bonaventure (13-10, 5-5 A-10) • 82

#	Player	Min	FG-A	3P-A	FT-A	O	D	Tot	PF	A	TO	B	S	PTS
11	Conger, f	33	6-8	1-2	2-3	3	2	5	3	2	1	0	0	15
43	Cook, f	17	0-1	0-0	1-2	1	2	3	2	0	3	0	0	1
44	Nicholson, f	35	10-17	0-1	4-5	3	5	8	2	0	1	2	0	24
0	Adegboye, g	36	5-10	1-3	2-4	1	7	8	2	7	0	0	1	13
32	Davenport, g	34	2-8	1-4	1-2	2	4	6	2	4	2	0	1	6
1	De Haas	1	0-0	0-0	0-0	0	0	0	0	1	0	0	0	0
24	Wright	16	2-4	1-3	0-0	1	0	1	2	3	2	0	1	5
33	Simmons	23	6-12	0-0	6-7	2	7	9	4	1	0	0	1	18
35	Roseboro	4	0-0	0-0	0-0	0	0	0	1	0	1	0	0	0
45	Houseknect	1	0-0	0-0	0-0	0	0	0	1	0	0	0	0	0
	Team					1	0	1						
	Totals	200	31-60	4-13	16-23	14	27	41	19	18	10	2	4	82

Officials: Bordeaux, Albright, Gwynn

Attendance: 4581

Score by periods:

La Salle	27	34	61
St. Bonaventure	37	45	82



2010-11 BOX SCORES

George Washington (14-12, 7-5 A-10) • 82

#	Player	Min	FG-A	3P-A	FT-A	O	D	Tot	PF	A	TO	B	S	PTS
00	Smith, f	23	6-12	1-3	1-1	1	3	4	2	1	1	1	0	14
42	Katuka, c	21	3-5	0-0	3-4	1	1	2	3	0	1	0	0	9
3	Taylor, g	38	5-10	1-1	6-8	0	4	4	1	11	9	0	1	17
15	Ware, g	19	1-3	0-0	2-3	1	2	3	0	1	1	0	0	4
30	Mikic, g	28	6-9	5-8	0-0	1	4	5	3	1	2	1	0	17
5	Bynes	16	3-5	1-2	4-4	1	1	2	3	0	2	0	2	11
11	Guest	2	0-0	0-0	0-0	0	0	0	0	1	1	0	0	0
12	Pellom	32	3-9	0-0	0-0	4	9	13	4	1	4	2	2	6
13	Edwards	21	2-2	0-0	0-0	0	2	2	4	0	0	6	0	4
	Team					0	2	2						
	Totals	200	29-55	8-14	16-20	9	28	37	20	16	21	10	5	82

La Salle (12-15, 4-8 A-10) • 80

#	Player	Min	FG-A	3P-A	FT-A	O	D	Tot	PF	A	TO	B	S	PTS
20	Williams, f	30	10-18	0-1	7-8	4	0	4	5	1	2	1	0	27
24	Murray, c	20	4-11	0-3	3-4	0	4	4	4	4	1	0	2	11
3	Duren, g	36	4-6	2-3	5-7	0	3	3	1	8	2	0	3	15
5	Guillandeaux, g	8	1-4	0-2	0-0	0	2	2	0	1	2	0	0	2
23	Pettis, g	33	2-10	0-2	5-6	2	3	5	5	1	1	0	5	9
10	Mills	32	1-4	0-1	1-4	1	2	3	2	0	2	0	2	3
12	Stefan	15	3-7	3-6	0-0	0	2	2	1	1	0	0	0	9
14	White	14	2-4	0-0	0-0	1	0	1	1	0	1	2	0	4
41	Weingarten	12	0-0	0-0	0-0	1	1	2	2	0	0	0	0	0
	Team					5	2	7						
	Totals	200	27-64	5-18	21-29	14	19	33	21	16	11	3	12	80

Officials: Murphy, Sanders, Walker

Attendance: 1427

Score by periods:

GW 43	39	82	
La Salle	38	42	80

La Salle (12-16, 4-9 A-10) • 62

#	Player	Min	FG-A	3P-A	FT-A	O	D	Tot	PF	A	TO	B	S	PTS
20	Williams, f	28	3-10	0-3	6-8	4	1	5	3	2	3	0	2	12
24	Murray, c	26	2-8	1-3	0-0	0	2	2	3	1	2	1	2	5
3	Duren, g	35	5-6	1-1	7-8	0	2	2	1	4	3	0	1	18
10	Mills	26	1-5	0-2	0-0	0	2	2	0	0	1	0	0	2
23	Pettis, g	5	0-1	0-1	0-0	0	0	0	1	0	0	0	0	0
5	Guillandeaux	30	5-10	3-8	3-4	0	4	4	4	2	2	0	0	16
12	Stefan	25	1-7	0-5	0-0	0	2	2	2	0	2	0	0	2
14	White	11	1-2	0-0	0-0	1	2	3	3	0	2	0	0	2
41	Weingarten	14	1-4	0-1	3-4	2	0	2	1	0	0	0	1	5
	Team					0	0	0			1			
	Totals	200	19-53	5-24	19-24	7	15	22	18	9	16	1	6	62

Xavier (22-6, 12-1 A-10) • 100

#	Player	Min	FG-A	3P-A	FT-A	O	D	Tot	PF	A	TO	B	S	PTS
21	Robinson, f	27	8-10	0-1	6-7	1	0	1	3	0	1	1	2	22
22	McLean, f	18	5-7	0-0	2-2	3	2	5	1	1	2	1	2	12
52	Holloway, f	35	2-6	2-4	6-6	1	8	9	1	15	2	0	1	12
32	Frease, c	23	4-6	0-0	2-2	2	7	9	2	4	4	0	1	10
25	Jackson, g	28	3-6	3-5	0-0	0	2	2	1	4	1	0	0	9
2	Latham	6	1-3	0-0	0-0	0	0	0	0	0	0	0	1	2
10	Lyons	23	5-10	2-4	3-4	0	2	2	2	2	1	0	1	15
11	Canty	11	4-5	1-2	1-2	0	0	0	1	0	0	0	1	10
13	Feeney	4	0-0	0-0	0-0	0	1	1	1	0	1	0	0	0
14	Mazza	3	0-0	0-0	0-0	0	0	0	1	1	0	0	0	0
15	Taylor	8	2-2	0-0	1-1	0	2	2	3	1	0	0	0	5
33	Hughes	3	0-0	0-0	0-0	0	0	0	0	0	0	0	0	0
44	McKenzie	11	1-1	1-1	0-0	0	3	3	1	2	1	1	0	3
	Team					0	2	2						
	Totals	200	35-56	9-17	21-24	7	29	36	17	30	13	3	9	100

Officials: Driscoll, Eppley, Kersey

Attendance: 10054

Score by periods:

La Salle	20	42	62
Xavier	52	48	100



2010-11 BOX SCORES

Massachusetts (15-12, 7-7 A-10) • 51

#	Player	Min	FG-A	3P-A	FT-A	O	D	Tot	PF	A	TO	B	S	PTS
2	Vinson, f	24	2-7	0-2	3-4	2	4	6	1	2	1	1	0	7
23	Carter, Se., f	17	1-4	0-0	0-0	3	3	6	1	0	1	2	0	2
10	Farrell, g	19	0-4	0-1	2-2	1	0	1	3	3	2	0	0	2
11	Correia, g	23	2-5	2-3	0-0	1	1	2	0	3	1	0	1	6
12	Gurley, g	28	1-9	1-6	1-2	0	4	4	0	1	1	0	0	4
5	Morgan	21	3-7	2-5	0-0	0	0	0	4	1	4	1	1	8
20	Couture	2	0-1	0-1	2-3	0	2	2	0	0	0	0	0	2
22	Carter, Sa.	15	2-4	0-1	0-0	0	2	2	2	0	1	2	0	4
24	Riley	16	2-7	1-5	2-3	0	1	1	1	0	1	1	0	7
34	Putney	20	4-8	1-3	0-0	1	4	5	2	1	2	1	1	9
35	Bailey	3	0-0	0-0	0-0	0	0	0	1	0	1	0	0	0
50	Hill	12	0-1	0-0	0-0	1	1	2	1	0	1	1	2	0
	Team					1	1	2						
	Totals	200	17-57	7-27	10-14	10	23	33	16	11	16	9	5	51

La Salle (13-16, 5-9 A-10) • 72

#	Player	Min	FG-A	3P-A	FT-A	O	D	Tot	PF	A	TO	B	S	PTS
20	Williams, f	30	5-12	0-0	4-7	8	5	13	2	0	4	0	1	14
41	Weingarten, f	20	2-5	0-0	0-1	5	5	10	3	2	0	0	0	4
24	Murray, c	21	6-12	3-5	1-1	1	3	4	4	1	1	2	1	16
5	Guillandeaux, g	32	4-13	2-7	2-2	1	4	5	2	3	3	0	1	12
25	Danish, g	7	1-3	1-3	0-0	0	0	0	0	1	1	0	0	3
3	Duren	25	1-5	0-1	4-5	1	1	2	1	2	1	1	2	6
10	Mills	22	0-3	0-3	0-0	0	2	2	2	0	1	0	1	0
14	White	12	2-5	0-0	2-2	2	1	3	1	1	1	1	1	6
21	Sheehan	2	0-4	0-0	0-0	1	1	2	0	0	0	0	0	0
23	Pettis	29	4-10	3-5	0-0	1	9	10	1	5	2	0	3	11
	Team					4	2	6						
	Totals	200	25-72	9-24	13-18	24	33	57	16	15	14	4	10	72

Officials: Luckie, Lindsay, Clark

Attendance: 2515

Score by periods:

Massachusetts	25	26	51
La Salle	48	24	72

Fordham (6-21, 0-15 A-10) • 61

#	Player	Min	FG-A	3P-A	FT-A	O	D	Tot	PF	A	TO	B	S	PTS
33	Gaston, f	30	9-20	0-0	1-5	10	7	17	3	0	5	3	1	19
55	Bristol, c	29	3-11	0-0	2-2	6	1	7	4	2	0	5	0	8
10	Frazier, g	25	0-13	0-4	1-2	1	2	3	1	4	1	0	1	1
21	Estwick, g	30	1-7	0-2	0-0	3	2	5	1	3	1	0	2	2
24	Butler, g	35	5-13	3-8	0-0	2	4	6	2	1	2	0	0	13
5	Hage	4	0-1	0-0	1	1	2	1	2	0	0	0	0	0
14	Samuell	19	4-10	0-1	1-2	1	2	3	0	3	4	1	1	9
20	Grayhack	4	0-3	0-0	0-0	0	0	0	0	0	0	0	0	0
22	Moquete	11	1-5	1-4	0-0	2	1	3	2	0	1	0	2	3
30	Gifford	2	2-2	2-2	0-0	0	1	1	0	0	0	0	0	6
32	Green	11	0-2	0-0	0-0	0	0	0	2	0	0	0	0	0
	Team					4	1	5						
	Totals	200	25-87	6-22	5-11	30	22	52	16	15	14	9	7	61

La Salle (13-16, 5-9 A-10) • 72

#	Player	Min	FG-A	3P-A	FT-A	O	D	Tot	PF	A	TO	B	S	PTS
20	Williams, f	25	6-11	0-0	0-4	6	3	9	3	5	5	1	1	12
24	Murray, c	25	8-16	0-2	4-7	6	7	13	1	1	3	3	1	20
3	Duren	24	1-3	1-1	0-0	1	2	3	1	5	0	0	2	3
5	Guillandeaux, g	30	6-14	1-4	4-4	0	1	1	1	2	2	0	0	17
23	Pettis, g	20	2-6	1-4	0-0	1	6	7	1	4	1	1	1	5
10	Mills	20	0-3	0-1	3-5	0	2	2	0	0	2	0	4	3
12	Stefan	18	2-4	2-3	0-0	0	4	4	0	1	0	1	0	6
14	White	14	5-6	0-0	1-1	2	2	4	1	1	0	0	1	11
21	Sheehan	2	0-1	0-0	0-0	0	0	0	0	0	0	0	0	0
25	Danish	4	0-2	0-2	0-0	0	0	0	0	1	0	0	0	0
41	Weingarten	18	3-6	2-3	1-2	2	6	8	4	3	2	1	0	9
	Team					3	2	5						
	Totals	200	33-72	7-20	13-23	21	35	56	12	23	15	7	10	86

Officials: Regan, O'Connell, Murphy

Attendance: 1307

Score by periods:

Fordham	21	40	61
La Salle	45	41	86



2010-11 BOX SCORES

La Salle (14-17, 6-10 A-10, 2-2 Big 5) • 82

#	Player	Min	FG-A	3P-A	FT-A	O	D	Tot	PF	A	TO	B	S	PTS
20	Williams, f	16	4-5	0-0	1-3	0	1	1	5	0	2	1	0	9
24	Murray, c	33	8-18	1-3	0-0	1	8	9	3	2	1	4	0	17
3	Duren, g	38	1-5	0-1	6-6	0	6	6	0	7	2	0	2	8
5	Guillandeaux, g	26	2-8	1-3	4-4	0	2	2	2	5	3	0	1	9
23	Pettis, g	29	4-5	3-4	1-1	0	4	4	1	4	3	0	1	12
10	Mills	23	3-4	1-1	0-0	1	0	1	2	4	1	0	1	7
12	Stefan	13	2-4	1-3	0-0	1	0	1	2	0	0	0	0	5
14	White	7	2-2	0-0	0-0	0	0	0	1	0	0	0	0	4
41	Weingarten	15	5-5	1-1	0-0	4	2	6	3	0	1	0	0	11
	Team					0	1	1						
	Totals	200	31-56	8-16	12-14	7	24	31	19	22	13	5	5	82

Temple (24-6, 14-2 A-10, 3-1 Big 5) • 90

#	Player	Min	FG-A	3P-A	FT-A	O	D	Tot	PF	A	TO	B	S	PTS
24	Allen, f	38	9-16	0-0	6-9	5	6	11	2	1	1	2	2	24
45	Gaitley, f	4	0-0	0-0	0-0	0	1	1	1	0	0	0	0	0
4	Fernandez, g	33	5-10	2-4	3-4	0	2	2	2	7	3	0	1	15
22	Brown, g	17	2-3	0-1	2-3	0	1	1	2	1	0	0	0	6
23	Moore, g	39	6-16	2-4	2-3	2	3	5	0	1	1	0	2	16
1	Wyatt	30	6-10	2-4	4-6	1	1	2	1	4	0	1	0	18
11	DiLeo	7	1-2	1-1	0-0	1	0	1	0	1	1	0	0	3
32	Jefferson	32	3-7	0-0	2-4	4	1	5	4	4	1	1	1	8
	Team					2	4	6						
	Totals	200	32-64	7-14	19-29	15	19	34	12	19	7	4	6	90

Officials: Scagliotta, Gwynn, Williams

Attendance: 8154

Score by periods:

La Salle	42	40	82
Temple	44	46	90

La Salle (15-1) • 75

#	Player	Min	FG-A	3P-A	FT-A	O	D	Tot	PF	A	TO	B	S	PTS
20	Williams, f	39	8-14	1-2	2-4	2	5	7	3	1	3	0	2	19
24	Murray, c	38	4-14	0-3	1-2	1	9	10	5	4	2	2	3	9
3	Duren, g	46	5-14	1-3	3-5	1	3	4	2	5	3	0	4	14
5	Guillandeaux, g	42	7-15	4-7	0-0	1	2	3	1	1	3	0	1	18
23	Pettis, g	21	0-4	0-1	0-0	1	2	3	0	3	0	0	0	0
10	Mills	34	3-7	1-4	0-0	0	1	1	2	1	1	0	1	7
12	Stefan	10	1-3	1-2	0-0	0	1	1	0	2	0	0	2	3
14	White	8	0-0	0-0	0-0	0	5	5	4	0	2	1	0	0
41	Weingarten	12	2-4	1-3	0-0	0	0	0	3	0	0	0	1	5
	Team					3	2	5						
	Totals	250	30-75	9-25	6-11	9	30	39	20	17	14	3	14	75

St. Bonaventure (73) • 73

#	Player	Min	FG-A	3P-A	FT-A	O	D	Tot	PF	A	TO	B	S	PTS
11	Conger, f	43	5-7	1-3	2-3	2	2	4	3	1	1	1	0	13
43	Cook, f	23	1-6	0-0	1-4	2	2	4	0	0	3	0	0	3
44	Nicholson, f	47	10-19	1-1	9-11	1	12	13	2	2	6	4	0	30
0	Adegboye, g	49	5-12	2-3	0-1	1	3	4	2	6	3	1	2	12
32	Davenport, g	39	0-7	0-3	2-2	2	5	7	2	2	2	1	1	2
24	Wright	19	2-7	0-2	0-0	1	4	5	0	1	1	0	1	4
33	Simmons	27	3-7	0-0	3-4	1	3	4	2	0	3	1	1	9
35	Roseboro	3	0-0	0-0	0-0	0	2	2	2	0	1	0	0	0
	Team					2	7	9						
	Totals	250	26-65	4-12	17-25	12	40	52	13	12	20	8	5	73

Officials: Carstensen, Ayers, Eppley

Attendance: 3453

Score by periods:

La Salle	28	27	10	10	75
St. Bonaventure	39	16	10	8	73



2010-11 BOX SCORES

La Salle (15-18) • 76

#	Player	Min	FG-A	3P-A	FT-A	O	D	Tot	PF	A	TO	B	S	PTS
20	Williams, f	24	4-7	2-3	1-1	2	1	3	2	0	5	0	0	11
24	Murray, c	28	9-14	2-2	2-3	3	8	11	4	1	5	3	0	22
3	Duren, g	37	6-10	1-2	1-2	0	5	5	2	3	2	0	1	14
5	Guillandeaux, g	37	7-13	2-6	1-4	0	3	3	4	2	6	0	1	17
23	Pettis, g	18	0-5	0-1	0-0	0	2	2	2	1	0	0	0	0
10	Mills	23	2-3	0-0	1-1	2	0	2	2	0	1	0	0	5
12	Stefan	15	1-2	1-2	0-0	0	2	2	0	0	0	0	0	3
14	White	9	2-4	0-0	0-0	1	2	3	1	0	1	0	0	4
25	Danish	1	0-0	0-0	0-0	0	0	0	0	0	0	0	0	0
41	Weingarten	8	0-0	0-0	0-0	0	0	0	1	1	2	0	0	0
	Team					2	1	3						
Totals		200	31-58	8-16	6-11	10	24	34	18	8	22	3	2	76

Temple (25-6) • 96

#	Player	Min	FG-A	3P-A	FT-A	O	D	Tot	PF	A	TO	B	S	PTS
23	Moore, f	33	9-14	3-7	2-2	0	4	4	0	3	1	0	1	23
24	Allen, f	38	6-11	0-0	2-3	3	9	12	2	6	1	3	3	14
32	Jefferson, f	16	0-1	0-0	2-2	0	0	0	5	1	1	0	0	2
4	Fernandez, g	30	6-13	2-2	5-5	0	3	3	4	3	1	0	0	19
22	Brown, g	34	5-11	2-5	2-2	1	2	3	2	0	1	0	0	14
1	Wyatt	29	7-11	3-5	3-4	0	1	1	1	3	0	0	3	20
11	DiLeo	18	2-5	0-0	0-0	2	0	2	1	1	1	0	3	4
31	Godino	1	0-0	0-0	0-0	0	0	0	0	0	0	0	0	0
45	Gaitley	1	0-1	0-0	0-0	1	0	1	0	0	0	0	0	0
	Team					1	1	2						
Totals		200	35-67	10-19	16-18	8	20	28	15	17	6	3	10	96

Officials: Carstensen, Eppley, Walker

Attendance: 8154

Score by periods:

La Salle	32	44	76
Temple	42	54	96



HISTORY & RECORDS



ALL-TIME SERIES SCORES

Opponent	W	L	First Met	Last Met	Last La Salle Win	Last Opp. Win	Opponent	W	L	First Met	Last Met	Last La Salle Win	Last Opp. Win
Akron	1	0	1940	1940	1940 (33-30)		Colorado	0	1	1993	1993		1993 (84-65)
Alabama	2	4	1974	1999	1980 (82-80)	1999 (85-70)	Columbia	2	1	1968	2010	2010 (82-71)	1968 (83-69)
Alabama State	0	1	2001	2001		2001 (55-42)	Columbus	0	1	1942	1942		1942 (47-45)
Albright	26	2	1946	1970	1970 (89-59)	1946 (67-61)	Connecticut	0	1	2008	2008		2008 (89-81)
American	20	7	1966	2005	2005 (75-63)	1983 (65-63)	Cooper Union	1	0	1933	1933	1933 (33-16)	
Appalachian St. ...	0	1	2003	2003		2003(59-48)	Coppin State	0	1	2006	2006		2006(69-68)
Arizona	2	1	1950	1994	1953 (87-68)	1994 (92-76)	Cornell	2	3	1970	2009	2002 (73-59)	2009 (78-75)
Arizona State	0	1	1997	1997		1997 (111-78)	Creighton	4	6	1963	1993	1993 (66-56)	1970 (86-77)
Arkansas	1	0	1948	1948	1948 (69-58)		Dartmouth	2	0	1962	1985	1985 (84-55)	
Arkansas-L.R.	1	0	1987	1987	1987 (92-73)		Davidson	1	0	2009		2009 (84-70)	
Army	13	4	1973	1990	1990 (106-73)	1987 (68-59)	Davis & Elkins	4	0	1935	1942	1942 (44-33)	
Arnold	1	0	1943	1943	1943 (83-48)		Dayton	13	23	1952	2011	2008 (81-78)	2011 (85-81)
Auburn	0	1	1995	1995		1995 (70-60)	Delaware	19	3	1932	2007	2002 (73-56)	2007 (58-56)
Austin Peay	0	1	1989	1989	1989 (79-74)		Delaware State ...	2	0	1992	2010	2010 (65-61)	
Baldwin-Wallace .	2	1	1949	1951	1951 (86-67)	1949 (52-49)	DePaul.....	2	7	1950	2007	1990 (83-62)	2007 (93-88)
Baltimore	4	0	1933	1969	1969 (100-57)		Detroit	4	6	1965	1995	1994 (80-67)	1995 (82-67)
Baylor	3	1	1972	2010	1994 (75-64)	2010 (74-64)	Dickinson	3	0	1954	1977	1977 (82-61)	
Binghamton.....	1	1	2010	2011	2011 (87-64)	2010 (66-61)	Drexel	20	4	1945	2005	2005 (62-50)	1997 (70-75)
Biscayne	6	1	1972	1978	1978 (89-84)	1972 (103-93)	Duke	0	4	1978	1983		1983 (61-60)
Bloomsburg	1	0	1950	1950	1950 (67-41)		Duquesne	35	31	1940	2011	2008 (75-72)	2011 (88-71)
Boston College	3	1	1947	1972	1971 (75-63)	1972 (62-61)	E. Carolina	1	0	1978	1978	1978 (96-95)	
Boston Univ.	2	1	1983	2010	2010 (84-81)	1997 (77-65)	E. Kentucky	4	0	1952	1987	1987 (98-83)	
Bowling Green	5	1	1949	1986	1986 (94-54)	1949 (57-45)	E. Michigan	1	0	1973	1973	1973 (93-66)	
Bradley	2	1	1954	1957	1957 (87-77)	1956 (93-78)	E. Washington	1	0	1998	1998	1998 (67-59)	
Brandeis	1	0	1955	1955	1955 (102-56)		Elizabethtown	2	0	1932	1932	1932 (42-29)	
Brooklyn	1	0	1935	1935	1935 (28-17)		Evansville	1	3	1993	1994	1994 (65-63)	1994 (92-81)
Brown	1	0	1983	1983	1983 (61-59)		Fairfield	18	5	1972	1992	1992 (88-66)	1987 (75-62)
Bucknell.....	17	5	1903	2010	2009 (83-70)	2010 (89-77)	Florida	1	0	1990	1990	1990 (76-69)	
Butler	2	6	1940	1999	1995 (73-71)	1999 (43-36)	Florida Int'l	3	0	2003	2005	2005 (71-60, OT)	
BYU	6	3	1949	1992	1992 (81-80)	1988 (95-82)	Florida Southern ...	0	1	1979	1979		1979 (84-73)
California	1	1	1992	2000	1992 (99-76)	2000 (81-59)	Florida State	1	3	1989	2008	1989 (101-100)	2008 (65-61)
Cal Poly SLO	1	1	1994	1996	1994 (85-49)	1996 (71-78)	Fordham.....	32	12	1954	2011	2011 (86-61)	2007 (62-54)
Cal St-Fullerton ...	0	1	1979	1979		1979 (84-75)	Fresno State	1	0	1990	1990	1990 (75-63)	
Canisius	24	9	1941	1992	1992 (90-73)	1983 (55-54)	Furman	3	0	1954	1975	1975 (69-64)	
Catholic	8	4	1933	1947	1947 (68-33)	1939 (45-40)	Gallaudet	0	1	1932	1932		1932 (23-17)
C.Conn. State	5	1	1999	2007	2007 (59-55)	2004 (60-48)	G. Washington.....	11	19	1951	2011	2010 (65-64)	2011 (82-80)
Central Florida	1	0	1987	1987	1987 (68-43)		Georgetown	15	9	1945	1981	1965 (88-80)	1981 (79-63)
C.C.N.Y.	0	4	1938	1946		1946 (94-52)	Georgia	2	3	1970	1988	1971 (50-42)	1988 (95-85)
Chaminade	1	0	1988	1988	1988 (90-60)		Georgia Southern 1	0	1989	1989	1989 (64-62)		
Charleston	3	0	1934	1942	1942 (39-27)		Georgia Tech	1	1949	1971	1949 (67-59)	1971 (70-67)	
Charlotte	5	1977	2011	2011 (91-86)	2010 (84-82)		Geneva	3	0	1938	1952	1952 (103-74)	
Cincinnati	3	8	1948	2004	1953 (86-81)	2004 (84-63)	Gettysburg	12	2	1946	1968	1968 (96-58)	1962 (57-44)
Clemson	1	2	1975	2001	1975 (67-63)	2001 (81-69)	Hampton	1	1	2003	2009	2010 (83-80)	2003 (68-64)
Cleveland State ...	2	1	1976	1995	1995 (76-67)	1995 (81-78)	Hartford	3	0	1985	2009	2009 (75-62)	
Coast Guard	2	2	1943	1946	1946 (59-46)	1945 (58-44)	Haverford	0	2	1944	1944		1944 (53-50)



ALL-TIME SERIES SCORES

Opponent	W	L	First Met	Last Met	Last La Salle Win	Last Opp. Win	Opponent	W	L	First Met	Last Met	Last La Salle Win	Last Opp. Win
High Point	1	0	1999	1999	1999 (85-62)		Mississippi.....	0	1	2007	2007		2007 (84-77)
Hofstra	14	5	1969	2005	1983 (78-62)	2005 (71-70)	Missouri	2	1981	2010			2010 (83-71)
Holy Cross	16	6	1949	2006	1996 (73-56)	2006 (68-48)	Monmouth	3	0	1984	1986	1986 (72-69)	
Houston	0	1	1976	1976		1976 (90-87)	Montana	0	1	1979	1979		1979 (91-78)
Howard	6	1	1994	2009	2009 (81-66)	2007 (69-63)	Moravian	4	0	1941	1948	1948 (70-58)	
Idaho	2	0	1951	1991	1991 (83-61)		Morehead State ..	3	1	1945	1968	1968 (81-73)	1945 (54-47)
Idaho State	1	1	1980	1982	1980 (88-83)	1982 (86-68)	Morgan State	3	1	2006	2010	2010 (79-74)	2007 (93-87)
Illinois	0	1	1993	1993		1993 (99-73)	Morris Brown	1	0	2001	2001	2001 (63-49)	
Illinois-Chicago	0	1	1995	1995	1995 (83-77)		Mt. St. Mary's	12	6	1932	2008	2008 (65-59)	1998 (92-88)
Illinois State	0	1	1987	1987	1987 (70-50)		Muhlenberg	25	7	1941	1963	1963 (88-49)	1959 (92-75)
Illinois Wesleyan ..	1	0	1939	1939	1939 (25-23)		Murray State	1	0	1952	1952	1952 (105-82)	
Indiana	1	1	1957	1969	1969 (108-88)	1957 (93-80)	Navy	1	0	1954	1954	1954 (64-48)	
Iona	15	6	1954	1992	1992 (88-79)	1991 (77-74)	Nebraska	1	1	1967	1972	1967 (99-76)	1972 (75-60)
Iowa	1	1	1955	1996	1955 (76-73)	1996 (65-52)	NJIT.....	2	0	2007	2008	2008 (87-65)	
James Madison	5	1	1992	2005	2005 (70-58)	2004 (59-50)	Newark	2	0	1942	1943	1943 (50-35)	
Kansas	0	3	1952	2009		2009 (90-65)	New Mexico St.	1	0	1973	1973	1973 (76-70)	
Kansas State	0	3	1988	1994		1994 (67-63)	N.Y.U.	1	0	1953	1953	1953 (80-63)	
Kentucky	0	3	1954	1979		1979 (109-77)	Niagara	30	17	1934	2006	1998 (77-74)	2006 (88-82)
Kutztown	1	1	1945	1945	1945 (64-48)	1945 (54-53)	North Carolina	1	2	1947	1988	1947 (65-62)	1988 (96-82)
Lafayette	33	11	1903	2009	2009 (79-67)	2004 (83-63)	N. C. Aviat.	1	0	1943	1943	1943 (58-37)	
Lehigh	14	1	1959	1982	1982 (94-69)	1972 (69-64)	N.C. State	6	6	1949	1968	1968 (68-63)	1961 (71-68)
Lock Haven	1	0	1947	1947	1947 (69-36)		N.C. Wilmington ...	1	0	2000	2000	2000 (78-71)	
Long Beach State	1	0	1989	1989	1989 (96-63)		Northwestern	1	1	1987	1998	1987 (102-85)	1998 (92-85)
Long Island U.	3	5	1936	1971	1971 (68-53)	1942 (61-37)	Northwestern	2	0	1999	2000	2000 (62-44)	
Louisiana Tech	0	1	1989	1989		1989 (83-74)	Northern Illinois ..	0	1	1995	1995		1995 (85-75)
Louisville	2	7	1949	1986	1966 (96-92)	1986 (72-60)	Northwestern	1	0	1964	1964	1964 (91-69)	
Loyola (Ill.)	5	0	1993	1994	1995 (92-71)		Notre Dame	5	18	1972	1994	1994 (84-81)	1993 (72-63)
Loyola (La.)	7	2	1955	1972	1971 (74-53)	1972 (86-80)	Ohio State	1	1	1978	1990	1990 (74-62)	1978 (86-83)
Loyola (Md.)	30	2	1934	1992	1992 (99-85)	1992 (62-60)	Ohio University ...	2	1986	1993			1993 (100-80)
Loy. Marymount ..	1	1	1990	1991	1991 (133-11)	1990 (121-116)	Oklahoma	2	1945	2000			2000 (89-72)
Lutheran Sem.	2	0	1931	1932	1932 (50-24)		Oklahoma State ...	0	3	1939	2010		2010 (92-87)
Maine	4	0	1976	1987	1987 (79-66)		Oklahoma City	1	0	1967	1967	1967 (108-97)	
Manhattan	38	7	1913	1992	2008 (89-64)	1992 (67-65)	Oregon	1	0	1992	1992	1992 (105-75)	
Marist	1	1	2001	2002	2001 (70-64)	2002 (97-80)	Oregon State	0	1	1992	1992		1992 (92-80)
Marquette	1	1	1995	1996	1995 (68-65)	1996 (53-86)	Penn.....	26	38	1934	2011	2011 (89-83)	2007 (93-92)
Marshall	1	2	1943	1971	1971 (76-75)	1970 (97-88)	Penn Optometry ...	1	0	1932	1932	1932 (36-18)	
Maryland	0	3	1983	1994		1994 (96-80)	Penn State	2	1	1954	1987	1969 (70-55)	1987 (59-58)
Md. - Balt. Co.	1	2	2005	2007	2005 (70-55)	2007 (76-69)	Phila. Osteopathy	1	0	1934	1934	1934 (32-13)	
Massachusetts ...	12	14	1972	2011	2011 (72-51)	2011 (74-71)	Phila. Pharmacy ..	5	0	1935	1980	1980 (87-58)	
Memphis	1	1	1975	1976	1975 (93-84)	1976 (81-77)	Phila. Textile	4	0	1931	1993	1993 (82-80)	
Miami (Fla.)	9	4	1951	1971	1971 (97-77)	1970 (103-96)	Pittsburgh	0	1	1984	1984		1984 (95-91)
Miami (Ohio)	0	2	1995	1997		1997 (71-66)	Prairie View A&M ..	1	0	2010		2010 (88-74)	
Michigan	0	1	1976	1976		1976 (86-71)	Princeton	6	3	1932	1994	1994 (58-49)	1993 (65-60)
Millersville	20	1	1939	1962	1962 (102-62)	1958 (90-80)	Providence	3	2	1937	2010	2010 (84-73)	1977 (75-62)
Minnesota	0	1	1966	1966		1966 (92-87)	P.R.-Mayaguez..	1	0	2007	2007	2007 (117-86)	



ALL-TIME SERIES SCORES

Opponent	W	L	First Met	Last Met	Last La Salle Win	Last Opp. Win	Opponent	W	L	First Met	Last Met	Last La Salle Win	Last Opp. Win
Purdue	0	2	1980	1998		1998 (80-59)	Texas Tech	1	1	1975	1995	1975 (73-64)	1995 (62-58)
Quinnipiac	1	0	2002	2002	2002 (82-71)		Texas Wesleyan ...	1	0	1948	1948	1948 (69-66)	
Rhode Island.....	5	20	1977	2011	2011 (76-75)	2010 (90-83)	Toledo	1	4	1941	1950	1949 (62-51)	1950 (59-55)
Rice	1	2	1941	1982	1982 (64-58)	1942 (51-41)	Towson	1	1	1983	2010	1983 (79-78)	2010 (93-90)
Richmond	12	13	1955	2011	2008 (76-67)	2011 (87-68)	Tulane.....	1	0	2009		2009 (61-59)	
Rider	23	7	1933	2010	2009 (69-60)	2010 (77-68)	Tulsa	1	2	1940	1972	1971 (63-61)	1972 (80-77)
Roanoke	1	1	1937	1939	1937 (32-29)	1939 (31-30)	UAB	2	1	2000	2002	2002 (56-53)	2000 (73-62)
Rutgers	3	2	1961	2003	2003 (83-75)	2001 (81-56)	UCLA	2	1	1950	1955	1955 (85-77)	1950 (62-57)
St. Bonaventure ..11	12	1958	2011	2011 (75-73)	2011 (82-61)		Upsala	2	0	1935	1936	1936 (31-24)	
St. Francis (NY) ...	7	2	1937	1948	1948 (59-50)	1943 (47-41)	Ursinus	1	0	1932	1932	1932 (29-26)	
St. Francis (PA)	6	0	1947	2007	2007 (65-59)		Utah	1	2	1947	1955	1948 (52-46)	1955 (76-69)
Saint John's	3	3	1936	1965	1956 (85-76)	1965 (78-71)	Utah State	1	2	1964	1980	1964 (90-85)	1980 (89-88)
Saint Joseph's	51	64	1901	2011	2011 (76-72)	2010 (74-59)	Valparaiso	3	0	1957	2008	2008 (75-70)	
Saint Louis	7	6	1951	2011	2011 (78-77)	2010 (68-65)	Vanderbilt	0	1	1967	1967		1967 (100-95)
Saint Mary's	0	1	1985	1985		1985 (69-59)	Vermont	7	0	1977	1984	1984 (91-75)	
Saint Peter's	13	8	1984	1992	1992 (65-52)	1991 (57-50)	Villanova	26	34	1934	2010	2001 (61-58)	2010 (84-81)
San Diego State ...	1	1	1977	1981	1977 (88-84)	1981 (93-67)	Virginia	2	0	1948	1958	1958 (72-64)	
San Francisco	5	1949	1974	1994	(82-80)	1973 (74-73)	VCU	0	2	1983	2004		2004 (63-52)
Santa Clara	1	3	1940	1982	1941 (41-37)	1982 (93-74)	Virginia Tech	5	5	1996	2000	2000 (71-64)	2000 (96-86)
Scranton	18	8	1932	1960	1960 (82-77)	1946 (65-41)	Wake Forest	1	1	1953	1974	1953 (76-59)	1974 (95-90)
Seattle	0	2	1965	1966		1966 (84-62)	Washington	0	1	1977	1977		1977 (114-94)
Seton Hall	13	15	1932	2004	2001 (71-68)	2004 (86-74)	Washington Coll. .	3	0	1940	1942	1942 (32-16)	
Siena	4	3	1990	1992	1992 (84-71)	1992 (77-64)	West Chester	36	6	1932	1982	1982 (71-56)	1940 (30-27)
South Carolina	1	2	1968	2009	1989 (85-67)	2009 (78-68)	West Virginia	3	1	1955	1992	1968 (100-83)	1992 (80-67)
S. Carolina State ..	1	0	2003	2003	2003(76-63)		Western Carolina	0	1	1982	1982		1982 (58-55)
South Florida	0	1	1981	1982		1982 (82-62)	West. Kentucky ...	14	15	1943	1983	1983 (62-56)	1975 (91-87)
SW Missouri State	2	0	1953	1990	1990 (62-58)		Wichita State	0	1	2003	2003		2003(74-71)
Southern Cal	4	1	1948	2004	2004 (71-62)	2002 (89-63)	Widener.....	11	3	1936	1978	1978 (83-75)	1939 (36-31)
So. Methodist	1	1	1977	2001	1977 (94-86)	2001 (72-63)	William & Mary ...	1	0	1949	1949	1949 (63-51)	
Southern Miss	2	2	1987	2008	1996 (62-50)	2008 (76-72)	Wisc.-Green Bay ..	1	2	1983	1995	1983 (62-51)	1995 (54-46)
Stanford	2	1	1953	1985	1974 (77-66)	1985 (84-73)	Wisc.-Milwaukee .	1	0	1995	1995	1995 (80-51)	
Stetson	3	1	1978	1982	1982 (71-69)	1979 (90-76)	Wright State	2	0	1995	1995	1995 (92-90)	
Susquehanna	1	0	1932	1932	1932 (17-11)		Wyoming	0	1	1943	1943		1943 (56-32)
Swarthmore	2	0	1946	1947	1947 (47-43)		Wyomissing P.I. ...	2	0	1940	1941	1941 (54-41)	
Syracuse	14	17	1955	1999	1970 (108-101)	1999 (68-52)	Xavier	6	31	1958	2011	2006 (79-70)	2011 (100-62)
Temple	40	70	1900	2011	2009 (70-63)	2011 (96-76)	Yale	2	0	1970	1993	1993 (78-69)	
Temple Pharm.	2	1	1931	1932	1932 (33-17)	1931 (32-17)	Youngstown State	1	2	1952	1984	1953 (94-41)	1984 (81-76)
Tennessee	0	2	1970	1977		1977 (92-85)							
Tenn.-Chatt.....	1	0	2003	2003	2003(71-65)								
Tennessee Tech ...	1	0	1993	1993	1993 (109-93)								
Texas A&M	2	2	1976	1999	1980 (74-51)	1999 (70-69)							
Texas-El Paso	0	1	1995	1995		1995 (69-62)							
Texas Pan-Am.....	1	0	2006	2006	2006 (64-63)								
Texas-San Ant.	1	0	1988	1988	1988 (74-51)								
Texas Southern ...	1	0	1997	1997	1997 (73-67)								

2010-11 opponents in **bold**.

Complete records were kept beginning with the 1931-32 season, but some scores from earlier years are available.



SERIES GAME-BY-GAME SCORES

La Salle score is first.

ARMY

La Salle leads 13-4

12/1/72	H	73-63
12/5/73	A	83-71
11/29/74	H	76-71
12/10/83	H	56-55
1/7/84	A	58-60
1/5/85	H	80-63
2/2/85	A	85-80
12/28/85	N	64-76
1/25/86	H	52-54
2/19/86	N	73-61
12/6/86	H	83-63
2/24/87	A	59-68
12/10/87	H	74-61
1/30/88	A	64-51
2/3/89	A	94-70
2/9/89	H	88-67
2/27/90	H	106-73

BOSTON UNIV.

La Salle leads 2-1

3/15/83	N	70-58
12/28/97	N	65-77
12/9/10	A	84-81

BUCKNELL

La Salle leads 17-5

1902-03	A	17-45
1903-04	A	14-37
1/7/59	H	70-68 (OT)
12/5/59	A	84-62
12/14/60	H	79-69
2/7/62	A	91-78
12/19/62	H	105-55
12/14/63	A	93-75
12/15/65	H	87-68
12/13/67	A	84-69
3/4/75	H	85-74
11/30/77	A	92-77
11/29/78	H	77-76
12/5/79	A	70-80
12/8/80	H	73-63
12/7/81	A	55-53
3/1/82	H	81-72
12/1/82	H	68-66
12/3/07	A	66-67
12/2/08	H	68-65
12/19/09	H	83-70
12/17/10	H	77-89

C. CONNECTICUT ST.

La Salle leads 5-1

11/23/99	H	70-60
11/22/00	A	79-73
12/8/04	H	48-60
12/18/05	A	107-106
12/16/06	A	86-73
11/28/07	H	59-55

CHARLOTTE

Charlotte leads 5-2

12/10/77	A	67-68
1/11/06	H	52-64
1/31/07	A	80-87
1/23/08	H	78-84
1/14/09	A	68-61
1/23/10	H	82-84
1/29/11	A	(2OT) 91-86

DAYTON

Dayton leads 23-13

3/15/52	N	75-64
12/14/52	A	73-64
1/16/54	H	82-58
12/30/61	N	67-81
1/21/81	H	76-68
2/6/82	A	77-84
2/14/83	H	73-79
2/11/84	A	69-84
12/25/87	N	69-66
2/6/93	A	72-64
3/6/93	H	67-57
2/24/96	H	60-67
2/28/96	A	64-66
1/11/97	H	63-51
2/20/97	A	62-72
1/10/98	A	72-89
1/20/98	H	73-60
1/16/99	H	81-70
2/27/99	A	88-74
1/25/00	A	60-69
2/23/00	H	64-71
1/21/01	A	43-62
1/23/02	H	67-71
3/2/02	A	72-95
1/18/03	A	72-76
2/1/03	H	70-75
1/24/04	H	75-77
2/28/04	A	58-72
1/22/05	A	58-66
2/12/05	H	45-56

2/18/06	H	74-71
1/13/07	A	82-84
2/21/08	H	81-78
2/4/09	H	61-63
2/18/10	A	54-68
2/5/11	H	81-85

DELAWARE

La Salle leads 19-3

12/12/31	A	25-33
3/1/33	A	38-27
12/29/51	N	85-44
2/12/62	A	69-68
12/28/62	N	80-64
1/30/63	H	64-62
12/5/64	A	97-47
2/28/74	N	78-69
11/28/75	H	100-86
12/8/76	A	97-84
3/1/77	N	84-77
3/3/78	N	97-85
12/7/78	A	102-98
1/28/80	H	78-59
12/13/80	A	72-59
12/5/81	H	71-66
12/4/82	A	55-54
3/9/83	N	102-62
11/28/87	N	86-72
11/24/01	A	78-84
11/22/02	H	73-56
12/29/06	H	56-58

DUQUESNE

La Salle leads 35-31

2/10/40	H	23-27 (OT)
3/14/50	N	47-49
1/9/51	A	43-53
2/4/52	A	60-71
3/13/52	N	59-46
2/7/53	H	72-66
12/31/54	N	65-67
2/16/57	H	87-80
1/14/58	A	55-74
2/14/59	H	72-65
1/9/60	A	68-65
3/8/61	H	63-78
1/27/62	A	66-80
2/20/63	H	73-69
1/19/64	A	58-89
1/13/65	H	83-69
1/22/66	A	77-79
2/15/67	H	77-66



SERIES GAME-BY-GAME SCORES

1/28/68.....A.....80-79 (OT)	2/23/55A.....64-49	2/5/98H.....65-82
2/19/69.....H.....85-71	2/7/56A.....69-84	1/9/99A.....75-93
1/25/70.....A.....64-67	2/27/57H.....84-66	2/3/99H.....70-72
2/17/71.....H.....86-95	2/10/62.....H.....60-56	1/29/00.....A.....75-99
2/20/72.....A.....69-81	1/28/84.....H.....84-73	2/12/00.....H.....77-68
1/26/73.....H.....69-67	2/6/84A.....68-67	1/13/01.....A.....54-76
2/17/74.....A.....63-81	3/7/84N.....60-62	1/13/02.....A.....72-75
1/24/75.....H.....88-79	12/28/84.....N.....67-74	2/2/02.....H.....83-70
2/22/76.....A.....72-76	1/26/85.....A.....70-66	1/11/03.....H.....67-49
1/22/77.....H.....62-64	12/21/85.....H.....78-66	2/22/03.....A.....67-76
1/14/78.....A.....79-74	2/1/86.....A.....54-70	1/17/04.....A.....57-74
1/20/79.....H.....89-90	1/8/87.....A.....79-87	3/6/04.....H.....72-87
2/21/80.....A.....91-79	1/23/87.....H.....69-66	1/5/05.....A.....42-71
2/11/81.....H.....66-62	12/12/87.....A.....85-80	1/19/05.....H.....66-84
1/30/82.....A.....80-79	2/6/88.....H.....76-51	2/22/06.....A.....65-77
1/15/83.....H.....67-61	3/7/88.....N.....79-70	2/24/07.....H.....74-86
1/21/93.....H.....81-78	1/12/89.....A.....86-73	2/6/08.....A.....80-58
2/27/93.....A.....68-65	1/28/89.....H.....77-66	1/28/09.....H.....76-66
1/15/96.....H.....73-69	3/4/89.....N.....85-69	2/11/09.....A.....68-57
2/1/96.....A.....75-85	1/27/90.....A.....98-72	1/13/10.....H.....65-64
1/18/97.....H.....79-77	3/5/90.....N.....71-61	2/24/10.....A.....72-81
2/13/97.....A.....77-88	3/2/96.....A.....57-60 (OT)	1/5/11.....A.....67-72
1/31/98.....A.....78-89	2/27/97.....H.....94-73	2/19/11.....H.....80-82
2/18/98.....H.....80-77	2/7/98.....A.....80-86	
1/16/99.....H.....85-73	2/10/99.....H.....78-71	
2/20/99.....A.....78-86	2/19/00.....A.....70-74	
1/5/00.....A.....63-83	1/31/01.....H.....68-59	
3/4/00.....H.....67-58	2/10/01.....A.....81-72	
1/17/01.....H.....82-69	3/7/01.....N.....86-67	
2/20/01.....A.....55-60	1/26/02.....A.....63-74	
1/16/02.....A.....62-54	3/6/02.....N.....83-63	
2/19/02.....H.....80-65	2/5/03.....H.....74-61	
2/8/03.....A.....82-74	3/10/03.....N.....74-62	
3/1/03.....H.....71-66	3/3/04.....A.....95-83	
1/28/04.....A.....74-70	2/6/05.....H.....90-88 (OT)	
2/11/04.....H.....71-55	3/1/06.....A.....74-83	
1/29/05.....H.....67-72	3/9/06.....N.....62-64	
2/23/05.....A.....72-77	1/27/07.....H.....54-62	
1/4/06.....H.....84-61	2/27/08.....A.....83-78	
2/1/06.....A.....75-66	3/4/09.....H.....79-59	
1/10/07.....A.....63-79	1/27/10.....A.....80-73	
2/7/07.....H.....105-111	3/2/11.....H.....86-61	
2/9/08.....H.....84-101		
2/24/08.....A.....75-72		
3/12/08.....N.....82-79		
2/22/09.....H.....68-79		
2/14/10.....A.....82-103		
1/19/11.....H.....71-88		

FORDHAM

La Salle leads 32-12

2/17/54.....H.....61-56
3/8/54.....N.....76-74

GEORGE WASHINGTON

George Washington leads 19-11

2/10/51.....H.....85-63
12/29/83.....N.....65-64
2/10/96.....A.....83-92
2/18/96.....H.....76-70
1/25/97.....A.....52-56
2/1/97.....H.....77-78 (OT)
1/4/98.....A.....68-78

HARTFORD

La Salle leads 3-0

11/20/85.....A.....82-80
12/6/08.....A.....70-64
12/6/09.....H.....75-62

JAMES MADISON

La Salle leads 5-1

12/10/92.....H.....83-70
12/10/93.....A.....89-85
12/3/02.....N.....67-59
12/3/03.....H.....79-71
11/20/04.....H.....50-59
12/11/05.....A.....70-58

LAFAYETTE

La Salle leads 33-11

12/20/44.....A.....45-52
1/19/46.....H.....49-57
1/7/48.....A.....43-49
2/21/49.....H.....61-37
2/3/51.....N.....71-64
2/27/51.....A.....66-59
12/12/51.....H.....62-52
2/25/53.....A.....60-56
12/16/54.....N.....88-70
12/15/54.....A.....76-60
12/14/55.....H.....95-81



SERIES GAME-BY-GAME SCORES

12/11/56.....A.....75-84	2/28/07.....A.....63-102	1/24/84.....P.....96-85
12/11/57.....H.....82-74	3/5/08.....A.....63-100	1/29/85.....P.....77-74
12/10/58.....A.....84-77	1/24/09.....A.....62-54	12/9/85.....P.....80-86
12/16/59.....H.....81-73	3/1/09.....H.....97-88	2/16/87.....P.....80-72
2/22/61.....A.....104-86	1/10/10.....A.....80-74	12/5/87.....P.....61-66
2/21/62.....H.....69-73	3/3/10.....H.....89-78	12/9/88.....A.....77-61
12/5/62.....A.....95-59	1/15/11.....A.....71-74	12/11/89.....H.....86-83
1/8/64.....H.....100-86	2/27/11.....H.....72-51	12/3/90.....A.....84-80 (OT)

NORTHEASTERN

Series tied 1-1

12/27/86.....N.....102-85
11/27/98.....N.....85-92

PENN

Penn leads 38-26

12/13/33.....P.....22-35
2/20/35.....P.....22-33
12/11/36.....P.....28-36
12/9/36.....P.....25-26
1/8/47.....P.....56-68
2/18/48.....P.....55-43
2/16/49.....P.....64-44
2/13/52.....P.....74-58
1/18/56.....P.....64-52
1/26/57.....P.....84-73
12/17/58.....P.....66-67
1/31/59.....P.....70-73
2/17/60.....P.....62-66
1/21/61.....P.....67-63
12/20/61.....P.....69-57
2/12/63.....P.....74-78
1/4/64.....P.....61-58
12/19/64.....P.....78-64
1/12/66.....P.....76-90
12/21/66.....P.....85-83
1/24/68.....P.....45-57
1/22/69.....P.....78-64
1/27/70.....P.....67-76
12/19/70.....P.....88-107
1/26/72.....P.....66-80
1/24/73.....P.....45-57
12/19/73.....P.....82-84
1/18/75.....P.....67-65
2/25/76.....P.....56-58
2/22/77.....P.....70-80
12/17/77.....P.....75-78
12/9/78.....P.....67-68
2/12/80.....P.....80-73
2/17/81.....P.....62-67
1/19/82.....P.....77-75
12/18/82.....P.....72-78

1/24/84.....P.....96-85
1/29/85.....P.....77-74
12/9/85.....P.....80-86
2/16/87.....P.....80-72
12/5/87.....P.....61-66
12/9/88.....A.....77-61
12/11/89.....H.....86-83
12/3/90.....A.....84-80 (OT)
1/19/90.....H.....57-66
12/8/92.....H.....44-71
1/25/94.....H.....62-66
1/17/95.....A.....71-90
2/27/96.....H.....66-68 (OT)
1/23/97.....H.....60-67
2/10/98.....A.....64-82
1/14/99.....H.....58-62
12/7/99.....H.....83-76
12/7/00.....A.....61-59
1/29/02.....H.....76-81 (OT)
1/28/03.....A.....66-79
1/14/04.....H.....47-71
12/4/04.....A.....67-78
1/25/06.....A.....65-73
1/18/07.....H.....92-93
1/15/08.....A.....62-58
1/21/09.....H.....79-70
1/20/10.....A.....76-57
1/12/11.....H.....89-83 (OT)

PITTSBURGH

Pittsburgh leads 1-0

3/16/84.....N.....91-95

RHODE ISLAND

Rhode Island leads 20-5

12/7/77.....H.....73-78
1/4/79.....A.....80-83
2/6/80.....H.....84-76
2/28/81.....A.....60-70
12/8/82.....H.....82-84
2/6/96.....H.....65-74
3/6/96.....N.....59-85
2/6/97.....A.....61-92
1/13/98.....H.....73-84
1/21/99.....A.....62-75
3/4/99.....N.....58-83
1/15/00.....H.....66-75
1/27/01.....A.....92-96 (2OT)
2/6/01.....H.....84-68
2/23/02.....H.....77-64
2/12/03.....A.....65-77
2/4/04.....H.....54-58

MASSACHUSETTS

Massachusetts leads 14-12

12/30/71.....N.....82-75
3/15/91.....A.....90-93
1/7/95.....N.....64-87
2/15/96.....A.....53-70
1/6/97.....H.....50-56
3/5/97.....N.....49-64
2/14/98.....A.....71-81
2/23/99.....H.....63-60
2/9/00.....A.....48-82
1/25/01.....H.....58-62
2/9/02.....A.....47-62
1/22/03.....A.....78-57
1/7/04.....A.....78-64
2/19/05.....H.....66-69 (OT)
3/9/05.....N.....70-64 (OT)
1/29/06.....H.....68-61
2/8/06.....A.....65-44
1/6/07.....H.....71-79



SERIES GAME-BY-GAME SCORES

3/10/04.....N.....42-55
 2/15/05.....A.....73-63
 1/18/06.....H.....68-71
 1/3/07.....A.....66-69
 3/1/08.....H.....85-91
 1/31/09.....A.....88-98 (OT)
 2/2/10.....H.....61-70
 1/22/11.....A.....76-75

RICHMOND

Richmond leads 13-12

2/12/55.....H.....91-80
 1/28/56.....A.....74-59
 2/23/57.....H.....60-52
 12/28/58.....A.....59-55
 1/11/88.....A.....81-82
 1/7/89.....H.....97-76
 11/30/91.....N.....63-78
 1/2/93.....H.....71-61
 1/3/94.....A.....71-92
 1/5/02.....A.....57-77
 2/16/02.....H.....59-56
 3/8/02.....N.....60-68
 1/25/03.....H.....55-62
 3/8/03.....A.....62-75
 1/10/04.....H.....66-55
 2/21/04.....A.....50-66
 1/26/05.....H.....71-78
 2/9/05.....A.....76-68
 1/7/06.....A.....67-56
 1/24/07.....H.....79-56
 1/9/08.....H.....74-75
 1/19/08.....A.....76-67
 2/18/09.....H.....53-62
 1/16/10.....A.....63-67
 1/8/11.....H.....68-87

RIDER

La Salle leads 23-7

2/10/33.....H.....39-29
 1/10/34.....A.....38-25
 2/27/35.....H.....44-35
 2/5/36.....H.....27-29
 1/20/37.....H.....34-31
 2/2/38.....H.....41-27
 2/10/42.....A.....43-22
 12/16/42.....H.....60-33
 1/14/44.....H.....43-30
 2/2/44.....H.....45-44
 1/17/45.....A.....56-45
 2/28/45.....H.....69-63
 1/15/46.....H.....48-74

2/26/46.....H.....65-75
 12/2/67.....H.....59-50
 12/9/68.....A.....79-59
 2/25/70.....A.....72-66
 3/1/71.....A.....82-84
 1/9/73.....H.....78-67
 3/1/74.....H.....84-68
 1/13/79.....H.....100-83
 12/11/79.....H.....102-59
 1/17/81.....A.....63-80
 1/14/82.....A.....79-70
 1/31/83.....H.....69-71
 3/11/83.....N.....68-57
 12/17/08.....H.....92-75
 12/9/09.....A.....69-60
 12/22/10.....H.....68-77

ST. BONAVENTURE

St. Bonaventure leads 12-11

2/8/58.....A.....71-91
 12/30/63.....N.....83-80
 2/22/78.....A.....95-108
 12/30/81.....N.....68-65
 2/3/96.....H.....96-79
 2/15/97.....A.....72-68
 1/25/98.....H.....89-81 (OT)
 1/28/99.....A.....63-68
 1/9/00.....H.....51-66
 2/3/01.....H.....76-80 (OT)
 2/14/01.....A.....73-82
 1/10/02.....H.....62-68
 1/18/03.....A.....77-87*
 2/14/04.....H.....78-68
 1/8/05.....A.....68-57
 2/15/06.....H.....74-62
 1/21/07.....A.....73-87
 1/12/08.....A.....72-61
 1/30/08.....H.....84-61
 2/7/09.....A.....67-72
 2/21/10.....H.....66-77
 2/12/11.....A.....61-82
 3/8/11.....A.....75-73 (2OT)

* awarded win by forfeit

SAINT JOSEPH'S

Saint Joseph's leads 64-51

1900-01.....32-7*
 1900-01.....29-13*
 1901-02.....70-8*
 * 3 games not counted in series standings;
 non-varsity sport at Saint Joseph's
 1909-10.....22-18

1909-10.....18-24
 1909-10.....29-35
 1910-11.....10-6
 1910-11.....20-16
 1911-12.....23-18
 1915-16.....26-31
 1915-16.....29-21
 1916-17.....30-29
 1916-17.....27-28
 1916-17.....22-17
 1921-22.....9-44
 2/3/34.....27-15
 2/10/34.....39-20
 1/19/35.....23-25
 2/13/35.....32-25
 2/22/35.....25-26
 12/30/35.....H.....19-23
 2/1/36.....H.....20-40
 12/28/36.....20-25
 2/16/37.....A.....25-28 (OT)
 1/28/38.....CH.....22-18
 2/3/39.....CH.....32-31
 2/16/40.....CH.....28-33
 2/14/41.....CH.....40-48
 1/17/42.....CH.....53-58
 1/16/43.....CH.....45-48
 1/3/44.....CH.....33-53
 1/17/44.....H.....37-53
 2/10/45.....CH.....36-39
 2/2/46.....CH.....33-36
 2/8/47.....CH.....48-45 (OT)
 2/7/48.....CH.....65-70
 2/5/49.....CH.....78-41
 1/21/50.....CH.....74-53
 2/4/50.....CH.....79-50
 12/16/50.....CH.....81-63
 1/13/51.....CH.....77-60
 1/26/52.....CH.....53-54
 2/16/52.....CH.....68-50
 1/24/53.....CH.....79-52
 2/11/53.....CH.....75-63
 1/30/54.....CH.....73-57
 2/20/54.....CH.....78-64
 1/29/55.....P.....82-56
 1/4/56.....P.....56-60
 1/9/57.....P.....85-97(OT)
 3/9/57.....P.....61-57
 2/26/58.....P.....77-82 (OT)
 2/21/59.....P.....63-70
 2/6/60.....P.....80-73
 2/4/61.....P.....54-65
 2/16/62.....P.....72-71
 2/23/63.....P.....49-66



SERIES GAME-BY-GAME SCORES

2/1/64..... P80-70
 2/26/65..... P85-93
 1/8/66..... P69-92
 2/26/67..... P85-96
 3/3/67..... P73-70
 1/6/68..... P103-71
 2/15/69..... P84-67
 1/3/70..... P...99-101 (2 OT)
 2/27/71..... P56-66
 3/6/71..... P76-81 (OT)
 1/5/72..... P55-72
 12/30/72..... P52-77
 1/6/73..... P55-68
 1/30/74..... P73-75
 3/2/74..... P71-76
 1/15/75..... P68-60
 1/17/76..... P75-86
 1/15/77..... P69-61
 2/4/78..... P82-74
 3/2/78..... H89-82
 2/17/79..... P87-94
 2/28/79..... A63-68 OT
 2/2/80..... P57-58
 3/1/80..... P59-49
 1/31/81..... P58-56
 2/13/82..... P77-83
 3/5/82..... P71-83
 2/5/83..... P79-60
 12/6/83..... P72-74
 12/11/84..... P74-69
 2/20/86..... P74-69
 12/26/86..... P70-77
 1/19/88..... P63-73
 12/5/88..... P81-57
 2/12/90..... A93-76
 2/16/91..... H73-82
 2/11/92..... A80-84(OT)
 1/19/93..... S66-53
 1/12/94..... H71-73
 1/23/95..... H76-83
 1/20/96..... P65-67
 3/1/97..... S59-62
 2/28/98..... P69-73
 3/4/98..... S72-73
 1/23/99..... S98-95 (2OT)
 3/3/99..... S81-54
 2/15/00..... P59-56
 3/8/00..... S56-65
 3/3/01..... H91-90
 3/8/01..... S74-82
 2/6/02..... P71-80
 2/24/03..... P53-75
 3/13/03..... N48-68

2/7/04..... P48-60
 2004-05..... P53-66
 1/15/05..... P38-73
 1/21/06..... P54-66
 2/10/07..... P50-72
 2/18/08..... P90-89
 2/14/09..... P75-68
 3/6/10..... A59-74
 1/27/11..... P76-72

SAINT LOUIS

Saint Louis leads 7-6

3/10/51..... N61-73
 1/5/52..... A46-62
 12/26/53..... N77-63
 2/27/54..... H96-82
 1/2/55..... A88-79
 3/16/63..... N61-62
 3/4/06..... H62-52
 2/17/07..... A55-59
 1/26/08..... H74-81
 3/7/09..... A68-62
 3/11/09..... N60-62 (OT)
 2/6/10..... H65-68
 2/9/11..... A79-77

TEMPLE

Temple leads 70-40

1899-00..... 15-10
 1901-02..... 11-19
 1902-03..... 14-16
 1903-04..... 20-13
 1904-05..... 19-17
 1905-06..... 21-23
 1906-07..... 17-25
 1907-08..... 20-29
 1908-09..... 24-20
 1909-10..... 18-29
 1910-11..... 21-30
 1911-12..... 35-16
 1912-13..... 22-27
 1913-14..... 19-28
 1914-15..... 21-37
 1915-16..... 25-39
 1936-37..... CH37-31
 1937-38..... CH22-37
 1938-39..... CH38-27
 1939-40..... CH37-39
 1940-41..... CH22-27
 1941-42..... CH38-48
 1942-43..... CH43-47
 1943-44..... CH45-73

1945-46..... CH60-70
 1946-47..... CH73-71
 1947-48..... CH52-54
 1948-49..... CH36-54
 1949-50..... CH60-55
 1949-50..... CH67-51
 1950-51..... CH82-65
 1950-51..... CH54-59
 1951-52..... CH75-59
 1951-52..... CH65-50
 1952-53..... CH57-42
 1952-53..... N65-45
 1953-54..... CH77-53
 1953-54..... CH56-57
 1954-55..... CH59-57 (OT)
 1955-56..... P57-60
 1956-57..... P63-61
 1957-58..... P61-71
 1958-59..... P67-64
 1959-60..... P53-77
 1960-61..... P57-63
 1961-62..... P51-64
 1962-63..... P81-71
 1963-64..... P57-63
 1964-65..... N83-70
 1964-65..... P81-74
 1965-66..... P59-66(OT)
 1965-66..... P86-85
 1966-67..... P65-79
 1966-67..... P61-78
 1967-68..... P64-60
 1967-68..... P87-69
 1968-69..... N101-85
 1969-70..... P61-69
 1970-71..... P63-58
 1971-72..... P56-67
 1972-73..... P54-56
 1973-74..... P78-54
 1974-75..... P74-63
 1975-76..... P63-67
 1976-77..... P75-87
 1977-78..... P82-75
 1977-78..... A73-72
 1978-79..... P81-97
 1979-80..... N62-67
 1979-80..... A70-62
 1980-81..... P62-84
 1981-82..... P72-86
 1982-83..... A79-84 (OT)
 1983-84..... P80-79 (2 OT)
 1984-85..... P54-65
 1985-86..... P58-81
 1986-87..... P66-70



SERIES GAME-BY-GAME SCORES

1987-88.....A.....56-59	1961-62.....P.....67-75	1980-81.....H.....70-65
1988-89.....P.....57-67	1962-63.....P.....47-63	1982-83.....A.....85-109
1989-90.....A.....63-62	1963-64.....P.....63-59	1992-93.....A.....49-56
1990-91.....H.....86-91	1964-65.....P.....72-86	1992-93.....H.....58-73
1991-92.....A.....78-67	1965-66.....P.....78-70	1993-94.....H.....66-73
1992-93.....H.....60-87	1966-67.....P.....59-68	1993-94.....A.....77-79
1993-94.....H.....55-68	1967-68.....P.....56-64	1994-95.....A.....72-75
1994-95.....A.....50-67	1968-69.....P.....74-67	1994-95.....H.....77-84
1995-96.....H.....48-68	1969-70.....P.....85-96	1995-96.....H.....60-69
1996-97.....A.....67-70 (2 OT)	1970-71.....P.....73-69	1995-96.....A.....59-60
1997-98.....H.....66-80	1971-72.....P.....73-86	1996-97.....H.....67-83
1998-99.....A.....45-82	1972-73.....P.....101-79	1996-97.....A.....67-79
1999-00.....H.....50-72	1973-74.....P.....104-66	1997-98.....A.....67-104
2000-01.....H.....61-75	1974-75.....P.....74-73 (OT)	1997-98.....H.....59-91
2000-01.....A.....58-60	1975-76.....P.....75-72	1998-99.....H.....88-75
2001-02.....H.....71-67	1976-77.....P.....71-70	1998-99.....A.....71-88
2001-02.....N.....72-66	1977-78.....P.....79-82	1999-00.....A.....80-49
2002-03.....A.....58-68	1977-78.....P.....97-103	1999-00.....H.....60-71
2003-04.....H.....70-74	1978-79.....P.....84-78	2000-01.....A.....66-81
2004-05.....A.....67-73	1979-80.....P.....79-86	2000-01.....H.....55-79
2005-06.....A.....52-68	1980-81.....P.....84-83 (3 OT)	2001-02.....H.....64-71
2005-06.....A.....62-56	1981-82.....P.....82-117	2001-02.....A.....53-68
2006-07.....H.....64-89	1982-83.....P.....71-72	2002-03.....A.....47-80
2007-08.....H.....66-85	1983-84.....P.....90-80	2002-03.....H.....71-93
2007-08.....N.....75-84	1984-85.....S.....63-80	2003-04.....A.....45-84
2008-09.....H.....68-75	1985-86.....P.....46-50	2003-04.....H.....68-78
2008-09.....A.....70-63	1986-87.....A.....93-86	2004-05.....A.....50-62
2009-10.....A.....52-64	1986-87.....A.....86-84	2004-05.....H.....53-52 (OT)
2009-10.....H.....53-65	1987-88.....H.....80-83	2004-05.....N.....70-83
2010-11.....H.....67-71	1988-89.....A.....79-74 (OT)	2005-06.....A.....79-70
2010-11.....A.....82-90	1989-90.....P.....71-70	2006-07.....H.....65-76
2010-11.....N.....76-96	1990-91.....H.....102-94	2007-08.....A.....62-75
	1991-92.....S.....79-75	2008-09.....A.....53-73
	1993-94.....S.....54-55	2009-10.....H.....62-68
	1995-96.....S.....50-90	2010-11.....A.....62-100
	1997-98.....S.....72-65	
	1999-00.....A.....72-80	
	2000-01.....P.....72-79	
	2001-02.....A.....61-58 (OT)	
	2002-03.....P.....71-74	
	2003-04.....P.....61-74	
	2004-05.....P.....43-54	
	2005-06.....A.....57-98	
	2006-07.....H.....51-64	
	2007-08.....A.....58-71	
	2008-09.....H.....59-70	
	2009-10.....A.....63-81	
	2010-11.....H.....81-84	

TOWSON

Series tied 1-1

1/12/83.....H.....79-78
12/29/10.....H.....90-93 (OT)

VILLANOVA

Villanova leads 34-26

1933-34.....A.....23-25
1934-35.....CH.....21-22
1934-35.....H.....29-23
1955-56.....P.....71-64
1955-56.....P.....73-76
1956-57.....P.....75-61
1957-58.....P.....111-105 (3 OT)
1957-58.....P.....75-64
1958-59.....P.....57-63
1959-60.....P.....52-68
1960-61.....P.....76-71
1961-62.....P.....63-65

XAVIER

Xavier leads 31-6

1957-58.....A.....65-76
1958-59.....H.....99-80



TEAM CAPTAINS

Season	W	L	Captain(s)	Season	W	L	Captain(s)
2011	15	18	Guillandeaux, Weingarten, Williams	1962	16	9	Bob McAteer
2010	12	18	Rodney Green, Yves Mekongo	1961	15	7	Bob McAteer
2009	18	13	Paul Johnson	1960	16	6	Game Captains
2008	15	17	Sherman Diaz, Darnell Harris	1959	16	7	Al Ferner
2007	10	20	Mike St. John, Sean Neal, Darnell Harris	1958	16	9	Charles Eltringham
2006	18	10	Steven Smith, Jermaine Thomas	1957	17	9	Game Captains
2005	10	19	Steven Smith, Jermaine Thomas	1956	15	10	Game Captains
2004	10	19	Rasheed Quadri, Kurt Simmons, Joel Jean-Baptiste	1955	26	5	Tom Gola
2003	13	16	John Clark, Dwayne Jones	1954	26	4	Tom Gola, Frank O'Hara
2002	15	17	Rasual Butler, Julian Blanks	1953	25	3	Game Captains
2001	12	17	Victor Thomas	1952	25	7	Charles Donnelly
2000	11	17	Donnie Carr	1951	22	7	Jim Phelan
1999	13	15	Donnie Carr	1950	21	4	Frank Comerford
1998	9	18	Mike Gizzi	1949	21	7	Joe Greenberg
1997	10	17	Mike Melchionni, Mike Gizzi	1948	20	4	Fred Bernhardt
1996	6	24	Romaine Haywood	1947	20	6	Bob Walters
1995	13	14	Kareem Townes, Paul Burke, Romaine Haywood	1946	9	14	Bob Walters
1994	11	16	Paul Burke, Kareem Townes	1945	11	8	Game Captains
1993	14	13	Jeff Neubauer	1944	8	8	Don Clune
1992	20	11	Jack Hurd	1943	13	10	Irv Reichman
1991	19	10	Doug Overton	1942	12	11	Charles McGlone
1990	30	2	Lionel Simmons	1941	11	8	Gene Gillen, John Brnich
1989	26	6	Craig Conlin, Lionel Simmons	1940	12	8	Tom Carroll
1988	24	10	Tim Legler, Rich Tarr	1939	13	6	Frank Hoerst
1987	20	13	Larry Koretz	1938	9	8	Frank Hoerst
1986	14	14	Chip Greenberg, Gary Jones	1937	12	7	Frank Hoerst
1985	15	13	Steve Black, Ralph Lewis	1936	4	13	Phil Kear
1984	20	11	Steve Black, Ralph Lewis	1935	15	6	Matt Kratchowill
1983	18	14	Tom Piotrowski, Ralph Gilmore	1934	14	3	Clem Meehan
1982	16	13	Paul Harter	1933	13	3	Joe Meehan
1981	14	13	Greg Webster, Kevin Lynam, Stan Williams	1932	15	8	Charles Mosaicant
1980	22	9	Michael Brooks	1931	15	4	Mort Gratz, Ray Bab
1979	15	13	Tony Plakis, Darryl Gladden				
1978	18	12	Joe Mihalich, Jim Wolkiewicz				
1977	17	12	Donn Wilber				
1976	11	15	Glenn Collier, Varick Cutler, Charlie Wise				
1975	22	7	Bill Taylor				
1974	18	10	Joe DiCocco, Frank Moffatt				
1973	15	10	Jim Crawford, Bill Fox				
1972	6	19	Jim Crawford				
1971	20	7	Ken Durrett				
1970	14	12	Fran Dunphy, Ken Durrett				
1969	23	1	Game Captains				
1968	20	8	Larry Cannon, Lefty Ervin				
1967	14	12	Hubie Marshall, George Paull				
1966	10	15	Jerry Marano				
1965	15	8	Joe Cunnane				
1964	16	9	Frank Corace				
1963	16	8	Bill Raftery, Tony Abbott				

All-time Coaching Records

Coach	Seasons	Yrs.	W	L	Pct.
John Giannini	2004-	7	98	115	.461
Billy Hahn	2001-04	3	37	54	.407
Speedy Morris	1986-01	15	238	203	.540
Lefty Ervin	1979-86	7	119	87	.578
Paul Westhead	1970-79	9	142	105	.575
Tom Gola	1968-70	2	37	13	.740
Jim Harding	1967-68	1	20	8	.714
Joe Heyer	1965-67	2	24	27	.471
Bob Walters	1963-65	2	31	17	.646
Donald Moore	1958-63	5	79	37	.681
Jim Pollard	1955-58	3	48	28	.632
Ken Loeffler	1949-55	6	145	30	.829
Charles McGlone	1946-69	3	61	17	.782
Joseph Meehan	1943-46	3	28	30	.483
Charles O'Brien	1941-43	2	25	21	.543
Leonard Tanseer	1933-41	8	90	59	.604
Thomas Conley	1931-33	2	28	11	.718
James J. Henry	1930-31	1	15	4	.789
Totals		81	1265	866	.594



YEAR-BY-YEAR SCORES



THOMAS CONLEY
Head Coach
1931-33
(2 seasons)
28 wins,
11 losses

1931-32 (15-8)

	Opponent	LSC	OPP
Dec. 9	Alumni	39	11
Dec. 12	at Delaware	25	33
Dec. 16	Temple Pharmacy	35	11
Dec. 18	West Chester	38	20
Dec. 19	at Seton Hall	28	34
Jan. 5	Philadelphia Textile	31	10
Jan. 8	at Mount St. Mary's	27	33
Jan. 14	Ursinus	29	26
Jan. 17	Susquehanna	47	11
Jan. 22	Elizabethtown	46	14
Jan. 23	at Temple Pharmacy	33	17
Jan. 30	Gallaudet	47	23
Feb. 3	at Penn A.C.	38	37
Feb. 6	at Princeton	24	25
Feb. 9	Seton Hall	34	24
Feb. 12	at Elizabethtown	42	29
Feb. 17	Lutheran Seminary	50	24
Feb. 20	Mount St. Mary's	24	32
Feb. 22	Manhattan	34	32
Feb. 24	at West Chester	45	18
Feb. 27	at Susquehanna	39	29
Mar. 2	Penn. Optometry	36	18
Mar. 4	at Scranton	46	33

Head Coach: Thomas Conley

1932-33 (13-3)

	Opponent	LSC	OPP
Dec. 5	Seton Hall	31	28
Dec. 13	Penn A.C.	28	19
Dec. 16	Catholic	33	21
Dec. 17	Cooper Union	33	16
Jan. 6	at Mount St. Mary's	44	21
Jan. 11	at Seton Hall	20	37
Jan. 14	Baltimore	25	14
Jan. 17	West Chester	33	30
Jan. 20	Susquehanna	39	26
Jan. 27	at Scranton	29	38
Feb. 1	at West Chester	30	27
Feb. 3	St. Thomas	36	25
Feb. 10	Rider	39	29
Feb. 16	at Penn A.C.	32	25
Feb. 18	Mount St. Mary's	32	14
Mar. 1	at Delaware	38	27

Head Coach: Thomas Conley



LEONARD TANSEER
Head Coach
1933-41
(8 seasons)
90 wins,
52 losses

1933-34 (14-3)

	Opponent	LSC	OPP
Dec. 8	Penn A.C.	29	18
Dec. 13	Pennsylvania	22	35
Dec. 16	Catholic	34	30
Jan. 2	Niagara	28	33
Jan. 5	Baltimore	35	32
Jan. 10	at Rider	38	25
Jan. 16	at Penn A.C.	37	24
Jan. 26	Scranton	25	22
Jan. 30	West Chester	37	23
Feb. 3	Saint Joseph's	27	15
Feb. 7	Morris-Harvey	38	36
Feb. 10	Saint Joseph's	39	20

Feb. 18	West Chester	25	24
Feb. 22	Loyola (Md.)	49	25
Feb. 28	Phila. Osteopathy	32	13
Mar. 2	Scranton	28	23
Mar. 7	Villanova	23	25

Head Coach: Leonard Tanseer

1934-35 (15-6)

	Opponent	LSC	OPP
Dec. 6	Phila. Pharmacy	62	33
Dec. 11	at Penn A.C. (2OT)	34	38
Dec. 14	Catholic	29	24
Dec. 18	Upsala	51	22
Dec. 20	Mount St. Mary's	27	14
Jan. 8	Penn A.C.	44	23
Jan. 11	Scranton	39	33
Jan. 15	at Seton Hall	30	21
Jan. 19	Saint Joseph's	23	25
Jan. 22	at Catholic	21	30
Jan. 26	Seton Hall	35	19
Jan. 28	Davis-Elkins	34	24
Feb. 1	Brooklyn College	28	17
Feb. 11	at Villanova	21	22
Feb. 13	at Saint Joseph's	32	25
Feb. 16	at Phila. Pharmacy	52	35
Feb. 20	at Pennsylvania	22	33
Feb. 22	Saint Joseph's	25	26
Feb. 27	Rider	44	35
Mar. 1	U of Baltimore	30	25
Mar. 9	Villanova	29	23

Head Coach: Leonard Tanseer

1935-36 (4-13)

	Opponent	LSC	OPP
Dec. 11	Pennsylvania	28	36
Dec. 14	at Upsala	31	24
Dec. 18	Penn A.C.	23	40
Dec. 30	Saint Joseph's (ARENA)	19	23
Jan. 11	P.M.C.	36	30
Jan. 14	at West Chester	20	39
Jan. 17	at Long Island U.	9	49
Jan. 22	Catholic	35	33
Jan. 29	at St. John's	26	40
Feb. 1	Saint Joseph's	20	40
Feb. 5	Rider	27	29
Feb. 8	Scranton	19	36
Feb. 12	at West Chester	30	36
Feb. 15	at P.M.C.	32	43
Feb. 19	Philadelphia Pharmacy	29	16
Feb. 21	Scranton	32	33
Feb. 26	Catholic	37	45

Head Coach: Leonard Tanseer

1936-37 (12-7)

	Opponent	LSC	OPP
Dec. 2	Phila. Pharmacy	41	15
Dec. 4	Alumni	42	22
Dec. 9	Pennsylvania	25	26
Dec. 18	Roanoke	32	29
Dec. 21	Temple (OT)	37	31
Dec. 28	Saint Joseph's (ARENA)	20	25
Jan. 11	at Long Island U. (OT)	30	34
Jan. 16	Catholic	24	20
Jan. 20	Rider	34	31
Jan. 27	at P.M.C.	51	34
Jan. 30	Providence	47	36
Feb. 2	at West Chester	39	24
Feb. 6	St. Francis (NY)	31	25
Feb. 10	P.M.C.	32	21
Feb. 12	at Scranton	25	31
Feb. 16	Saint Joseph's (OT)	25	28
Feb. 19	at Catholic	35	36
Feb. 24	West Chester (2OT)	27	28
Feb. 26	Scranton	35	32

Head Coach: Leonard Tanseer

1937-38 (13-6)

	Opponent	LSC	OPP
Dec. 10	at Seton Hall	28	38
Dec. 15	Alumni	33	16
Dec. 20	Scranton	47	43
Dec. 30	at Geneva	48	29
Jan. 7	Scranton	26	36
Jan. 15	P.M.C.	25	22
Jan. 18	West Chester	47	34
Jan. 22	Temple (CH)	22	37
Jan. 28	Saint Joseph's (CH)	22	18
Feb. 2	Rider	41	27
Feb. 5	at St. Francis (NY)	28	26
Feb. 8	Westminster	20	45
Feb. 12	at P.M.C.	40	46
Feb. 18	C.C.N.Y.	23	40
Feb. 22	Seton Hall (CH)	27	29
Mar. 1	at West Chester	30	33
Mar. 4	Long Island U. (CH)	36	35

Head Coach: Leonard Tanseer

1938-39 (13-6)

	Opponent	LSC	OPP
Dec. 2	Roanoke	30	31
Dec. 6	Alumni	34	24
Dec. 9	Seton Hall (OT)	34	32
Dec. 14	at Illinois Wesleyan	25	23
Dec. 20	at Millersville	31	30
Jan. 6	Temple (CH)	38	27
Jan. 10	at West Chester	46	31
Jan. 12	at Scranton	25	33
Jan. 19	Mount St. Mary's	34	26
Jan. 21	at P.M.C.	31	36
Jan. 24	Millersville	40	29
Jan. 28	St. Francis (NY)	36	26
Feb. 3	Saint Joseph's (CH)	32	31
Feb. 8	Lebanon Valley	49	41
Feb. 11	at C.C.N.Y.	39	43
Feb. 14	West Chester	48	40
Feb. 17	P.M.C.	46	28
Feb. 23	at Catholic	40	45
Mar. 3	Long Island U. (CH)	21	28

Head Coach: Leonard Tanseer

1939-40 (12-8)

	Opponent	LSC	OPP
Dec. 4	Wyomissing P.I.	53	44
Dec. 6	Millersville	35	27
Dec. 8	Loyola (Md.)	34	31
Dec. 10	Scranton	41	23
Dec. 12	at West Chester	37	21
Dec. 14	Washington College	46	33
Dec. 18	Oklahoma A & M (CH)	16	33
Dec. 22	Davis-Elkins	35	32
Dec. 25	Santa Clara (CH)	29	54
Dec. 28	Akron	33	30
Jan. 5	Butler (CH)	37	46
Jan. 17	Temple (CH)	37	39
Jan. 27	St. Francis (NY) (CH)	35	32
Feb. 3	Tulsa	36	46
Feb. 6	at West Chester	27	30
Feb. 10	Duquesne (OT) (CH)	23	27
Feb. 16	Saint Joseph's (CH)	28	33
Feb. 19	P.M.C.	50	31
Feb. 25	Catholic	40	29
Feb. 28	Manhattan (CH)	46	33

Head Coach: Leonard Tanseer

1940-41 (11-8)

	Opponent	LSC	OPP
Dec. 1	Loyola (Md.)	39	34
Dec. 3	at Wyomissing P.I.	54	41
Dec. 5	Morris-Harvey	34	28
Dec. 17	Washington College	51	22
Dec. 24	Rice (CH)	45	51
Jan. 3	Santa Clara (CH)	41	37
Jan. 8	Davis-Elkins	44	43
Jan. 12	Moravian	48	22



YEAR-BY-YEAR SCORES

Jan. 17	Temple (CH).....	22	27
Jan. 26	at Canisius.....	43	37
Jan. 28	at Scranton.....	45	47
Feb. 4	West Chester.....	43	31
Feb. 12	Manhattan (CH).....	44	53
Feb. 14	Saint Joseph's (CH)....	40	48
Feb. 20	Long Island (CH).....	41	42
Feb. 24	at Muhlenberg.....	49	51
Feb. 26	LSC Faculty.....	50	35
Feb. 28	Alumni.....	43	36
Mar. 2	Toledo (CH).....	43	56
Head Coach: Leonard Tanseer			



JOE MEEHAN
Head Coach
1943-46
(3 seasons)
28 wins,
30 losses

1943-44 (8-8)

Opponent		LSC	OPP
Jan. 3	Saint Joseph's.....	33	53
Jan. 7	Fort Miles.....	47	28
Jan. 12	Marines.....	42	30
Jan. 14	Rider.....	43	30
Jan. 17	at Saint Joseph's.....	37	53
Jan. 19	Fort Miles.....	59	47
Jan. 21	Marines.....	44	37
Jan. 25	Atlantic City Navy Air...	40	41
Jan. 29	at Loyola (Md).....	45	53
Feb. 2	Rider.....	45	44
Feb. 4	Haverford.....	42	56
Feb. 8	Temple.....	45	73
Feb. 15	at Haverford.....	50	53
Feb. 17	Marines.....	44	29
Feb. 23	Coast Guard.....	51	52
Feb. 26	Atlantic City Navy Air...	61	42
Head Coach: Joe Meehan			

1944-45 (11-8)

Opponent		LSC	OPP
Dec. 8	Alumni.....	58	34
Dec. 9	at Scranton.....	65	46
Dec. 13	at Morehead State.....	47	54
Dec. 20	at Lafayette.....	45	52
Jan. 3	Kutztown.....	53	54
Jan. 6	at Loyola (Md.).....	82	42
Jan. 8	at Atlantic City Hospital..	66	64
Jan. 9	at Atlantic City Navy Air..	37	40
Jan. 17	at Rider.....	56	45
Jan. 24	Atlantic City Navy Air...	44	52
Jan. 26	Coast Guard.....	44	58
Feb. 2	Drexel.....	95	34
Feb. 7	Kutztown.....	64	48
Feb. 10	Saint Joseph's (CH).....	36	39
Feb. 14	Loyola (Md.).....	59	44
Feb. 16	U.S. Marines.....	78	53
Feb. 23	at Drexel.....	75	46
Feb. 28	Rider.....	69	63
Mar. 3	Oklahoma (CH).....	38	52
Head Coach: Joe Meehan			

1945-46 (9-14)

Opponent		LSC	OPP
Dec. 6	Alumni.....	66	43
Dec. 12	Loyola (Md.).....	45	42
Dec. 15	C.C.N.Y.....	52	94
Dec. 19	Muhlenberg.....	33	51
Dec. 22	Philadelphia Navy.....	48	71
Dec. 27	Coast Guard.....	59	46
Jan. 3	Swarthmore.....	65	40
Jan. 5	Temple.....	60	70
Jan. 10	Lakehurst.....	58	51
Jan. 15	Rider.....	48	74
Jan. 19	Lafayette.....	49	57
Jan. 22	Albright.....	59	63
Jan. 26	Catholic.....	54	37
Feb. 2	Saint Joseph's (CH).....	38	36
Feb. 4	Scranton.....	44	65
Feb. 8	Naval Hospital.....	69	71
Feb. 12	at Georgetown.....	55	53
Feb. 16	Loyola (Md.).....	54	43
Feb. 19	Gettysburg.....	54	79
Feb. 22	Albright.....	61	67
Feb. 26	Rider.....	65	75
Mar. 1	Manhattan.....	45	52
Mar. 4	Georgetown.....	37	54
Head Coach: Joe Meehan			



CHARLES MCGLONE
Head Coach
1946-49
(3 seasons)
61 wins,
17 losses

1946-47 (20-6)

Opponent		LSC	OPP
Nov. 30	at Boston College.....	76	41
Dec. 5	Lock Haven.....	69	36
Dec. 8	Loyola (Md.).....	71	46
Dec. 12	at Seton Hall.....	42	56
Dec. 15	Scranton.....	82	36
Dec. 18	Gettysburg.....	67	48
Dec. 27	Alumni.....	49	28
Jan. 1	Utah (CH).....	44	51
Jan. 4	at Muhlenberg.....	44	59
Jan. 8	Pennsylvania (PAL).....	56	68
Jan. 11	N. Carolina (2OT) (CH)...	65	62
Jan. 18	at Albright.....	65	62
Jan. 21	Millersville.....	74	32
Jan. 25	Temple (OT) (CH).....	73	71
Jan. 29	P.M.C.....	95	20
Jan. 31	at Loyola (Md).....	59	49
Feb. 4	Catholic.....	68	33
Feb. 8	Saint Joseph's (OT) (CH)...	48	45
Feb. 12	Georgetown (OT) (CH)...	59	65
Feb. 17	Lebanon Valley.....	72	59
Feb. 22	Albright.....	55	47
Feb. 25	Seton Hall.....	54	46
Mar. 1	at St. Francis (Pa).....	67	55
Mar. 4	St. Francis (NY).....	53	44
Mar. 14	Swarthmore *.....	47	43
Mar. 15	Muhlenberg *.....	41	45
* MAC Tournament at Easton, PA Head Coach: Charles McGlone			

1947-48 (20-4)

Opponent		LSC	OPP
Nov. 28	Alumni.....	71	35
Dec. 3	Millersville.....	63	47
Dec. 5	Loyola (Md.).....	64	62
Dec. 9	Moravian.....	70	58
Dec. 13	Arkansas.....	69	58
Dec. 17	at Lebanon Valley.....	77	43
Dec. 30	Southern California (CH)...	61	48
Jan. 1	Utah (CH).....	52	46
Jan. 7	at Lafayette.....	43	39
Jan. 10	Virginia (CH).....	67	59
Jan. 13	Scranton.....	73	48
Jan. 15	at Georgetown.....	48	35
Jan. 24	Temple (CH).....	52	54
Jan. 27	Texas Wesleyan.....	69	66
Feb. 3	Albright.....	68	30
Feb. 7	Saint Joseph's (OT) (CH)...	65	70
Feb. 9	at Loyola (Md.).....	74	58
Feb. 14	St. Francis (NY) (CH).....	53	52
Feb. 18	Pennsylvania.....	55	43
Feb. 21	at Muhlenberg (3OT).....	74	68
Feb. 23	St. Francis (NY) (CH).....	59	50
Feb. 27	Cincinnati.....	47	55
Mar. 3	at Gettysburg.....	78	62
Mar. 11	Western Kentucky *.....	61	68
* National Invitation Tournament Head Coach: Charles McGlone			

1948-49 (21-7)

Opponent		LSC	OPP
Dec. 2	Lock Haven.....	67	38
Dec. 6	at Loyola (Md.).....	78	57
Dec. 8	Brigham Young (CH).....	76	54
Dec. 13	Millersville.....	65	52
Dec. 18	at Albright.....	58	45
Dec. 22	Georgia Tech (CH).....	67	59
Dec. 27	Louisville (CH).....	76	71



CHARLE "OBIE" O'BRIEN
Head Coach
1941-43
(2 seasons)
25 wins,
21 losses

1941-42 (12-11)

Opponent		LSC	OPP
Dec. 5	Alumni.....	48	26
Dec. 10	Morris-Harvey.....	39	27
Dec. 12	Washington College.....	32	16
Dec. 16	Millersville.....	54	44
Dec. 20	Niagara (CH).....	37	40
Dec. 29	Rice (CH).....	41	51
Jan. 2	Davis-Elkins.....	44	33
Jan. 10	Scranton.....	44	35
Jan. 13	Newark.....	67	20
Jan. 17	Saint Joseph's (CH).....	53	58
Jan. 28	St. Francis (NY).....	34	50
Jan. 30	at Scranton.....	34	29
Feb. 2	at Columbus.....	45	47
Feb. 3	at Loyola (Md).....	46	26
Feb. 7	C.C.N.Y.....	45	48
Feb. 10	at Rider.....	43	22
Feb. 14	Temple (CH).....	38	48
Feb. 24	Moravian.....	60	50
Feb. 27	Long Island U. (CH).....	37	61
Mar. 3	at Seton Hall.....	37	40
Mar. 6	Toledo (CH).....	37	65
Mar. 11	Muhlenberg.....	39	37
Mar. 16	Yale & Towne.....	43	48
Head Coach: Charles "Obie" O'Brien			

1942-43 (13-10)

Opponent		LSC	OPP
Dec. 4	Loyola (Md.).....	51	31
Dec. 8	Fort Dix.....	43	31
Dec. 11	Millersville.....	50	34
Dec. 16	Rider.....	60	33
Dec. 20	Marshall.....	32	56
Dec. 26	Wyoming (CH).....	32	56
Jan. 2	NC Aviat. (CH).....	58	37
Jan. 6	at Moravian.....	59	54
Jan. 8	at Aberdeen.....	33	42
Jan. 13	Aberdeen.....	40	54
Jan. 16	Saint Joseph's (CH).....	45	48
Jan. 20	Coast Guard.....	58	37
Jan. 23	at Rider.....	42	38
Jan. 28	St. Francis (NY) (MSG).....	41	47
Feb. 2	Arnold.....	83	48
Feb. 6	Western Kentucky (CH).....	44	52
Feb. 9	Alumni.....	63	43
Feb. 12	at Scranton.....	51	38
Feb. 20	Temple (CH).....	43	47
Feb. 23	at Seton Hall.....	27	38
Feb. 24	at Newark.....	50	35
Feb. 27	Long Island U. (CH).....	51	46
Mar. 6	Toledo (CH).....	46	68
Head Coach: Charles "Obie" O'Brien			



YEAR-BY-YEAR SCORES

Dec. 29	San Francisco (CH).....	45	51
Jan. 4	Muhlenberg (PAL).....	73	56
Jan. 8	at Holy Cross.....	63	61
Jan. 11	Loyola (Md.).....	85	61
Jan. 13	at Toledo.....	62	51
Jan. 14	at Baldwin-Wallace.....	49	52
Jan. 19	Temple (CH).....	36	54
Jan. 22	at Canisius.....	59	43
Jan. 29	at Muhlenberg.....	57	55
Feb. 5	Saint Joseph's (CH).....	78	41
Feb. 8	at Bowling Green (4).....	45	57
Feb. 9	at Cincinnati.....	42	36
Feb. 12	Manhattan.....	76	46
Feb. 16	at Pennsylvania.....	64	44
Feb. 19	Georgetown.....	62	45
Feb. 21	Lafayette.....	61	37
Feb. 24	Manhattan (CH).....	53	62
Feb. 26	N. Carolina St. (CH).....	56	60
Mar. 2	Gettysburg.....	93	60
Mar. 7	Cincinnati *.....	49	50
Mar. 9	William & Mary *.....	63	51

* Cincinnati Invitational Tournament
Head Coach: Charles McGlone



KEN LOEFFLER
Head Coach
1949-55
(6 seasons)
145 wins,
30 losses

1949-50 (21-4)

	Opponent	LSC	OPP
Dec. 7	Millersville.....	76	41
Dec. 10	at DePaul.....	49	41
Dec. 14	Loyola (Md.).....	73	51
Dec. 17	Temple (CH).....	60	55
Dec. 26	UCLA (CH).....	57	62
Dec. 29	San Francisco (CH).....	44	46
Dec. 31	Georgetown.....	90	58
Jan. 2	Western Kentucky (CH).....	80	69
Jan. 7	Bowling Green (CH) (9).....	72	62
Jan. 11	Bloomsburg.....	67	41
Jan. 14	at N. Carolina St. (9).....	66	51
Jan. 18	Albright.....	84	37
Jan. 21	Saint Joseph's (CH).....	74	53
Jan. 28	Temple (CH).....	67	51
Feb. 4	Saint Joseph's.....	79	50
Feb. 6	at Baldwin-Wallace.....	91	65
Feb. 11	Toledo (CH).....	55	59
Feb. 15	at Loyola (Md.).....	71	59
Feb. 18	at Muhlenberg.....	87	60
Feb. 21	Manhattan (MSG).....	65	60
Feb. 25	Cincinnati.....	76	65
Mar. 1	at Gettysburg.....	61	50
Mar. 6	at Boston College.....	83	61
Mar. 11	Arizona (MSG) \$ (15).....	72	66
Mar. 14	Duquesne (MSG) \$ (6).....	47	49

1950-51 (22-7)

	Opponent	LSC	OPP
Dec. 6	Millersville.....	57	39
Dec. 8	Loyola (Md.).....	70	42
Dec. 13	at Albright.....	58	51
Dec. 16	Saint Joseph's (CH).....	81	63
Dec. 18	Gettysburg.....	70	65
Dec. 23	Niagara (CH).....	82	56
Dec. 26	Western Kentucky (CH).....	63	73
Dec. 27	Idaho (AC).....	60	49
Jan. 1	Temple (CH).....	82	65
Jan. 4	at Baldwin-Wallace.....	86	67
Jan. 6	Bowling Green (CH).....	85	57
Jan. 9	at Duquesne.....	43	53
Jan. 10	at Geneva.....	87	58
Jan. 13	Saint Joseph's (CH).....	77	64

Jan. 17	Scranton.....	80	60
Jan. 20	at N. Carolina St.(9).....	74	76
Jan. 25	at Loyola (Md.).....	71	42
Jan. 27	Temple (CH).....	54	59
Feb. 3	Lafayette (CH).....	71	64
Feb. 5	at Miami (Fla.).....	95	84
Feb. 6	at Miami (Fla.) (OT).....	75	77
Feb. 10	G. Washington (CH).....	85	63
Feb. 13	at Georgetown.....	79	74
Feb. 17	at Muhlenberg.....	69	55
Feb. 20	at Manhattan (MSG).....	64	63
Feb. 24	Cincinnati (CH) (18).....	61	62
Feb. 27	at Lafayette (OT).....	66	59
Mar. 2	Muhlenberg (SIU).....	83	55
Mar. 10	St. Louis (MSG) \$ (10).....	61	73

1951-52 (25-7) NIT Champions

	Opponent	LSC	OPP
Nov. 29	Loyola (Md.).....	93	66
Dec. 1	at Niagara.....	85	74
Dec. 5	Millersville.....	66	45
Dec. 8	West Chester.....	85	55
Dec. 12	Lafayette.....	62	52
Dec. 18	Albright.....	76	68
Dec. 29	Delaware (SIU).....	85	44
Jan. 1	W. Kentucky (SIU).....	67	58
Jan. 5	at St. Louis (7).....	46	62
Jan. 8	Temple (CH).....	75	59
Jan. 12	E. Kentucky (CH).....	77	56
Jan. 16	at Scranton.....	92	55
Jan. 19	at Muhlenberg.....	95	77
Jan. 24	at Loyola (Md.).....	91	65
Jan. 26	Saint Joseph's (CH).....	53	54
Feb. 2	Temple (CH).....	65	50
Feb. 4	at Duquesne (7).....	60	71
Feb. 5	at Youngstown.....	57	68
Feb. 6	at Geneva.....	103	74
Feb. 9	Murray State (CH).....	105	82
Feb. 13	at Pennsylvania.....	75	58
Feb. 16	Saint Joseph's (CH).....	68	50
Feb. 23	Georgetown (CH).....	68	70
Feb. 28	at Manhattan (MSG).....	77	55
Mar. 1	Muhlenberg (SIU).....	92	77
Mar. 8	Seton Hall (MSG) \$ (14).....	80	76
Mar. 10	St. John's (MSG) \$.....	51	45
Mar. 13	Duquesne (MSG) \$ (4).....	59	46
Mar. 15	Dayton (MSG) \$ (11).....	75	64
Mar. 29	St. John's (MSG) & (10).....	71	62
Mar. 31	Kansas (MSG) & (8).....	65	70
Apr. 1	Phillips Oilers (MSG) &.....	58	92

1952-53 (25-3)

	Opponent	LSC	OPP
Dec. 3	Millersville.....	83	38
Dec. 6	at Niagara.....	87	76
Dec. 10	at Albright.....	101	60
Dec. 12	West Chester.....	111	62
Dec. 14	at Dayton.....	73	64
Dec. 15	at SW Missouri State.....	77	70
Dec. 17	at Arizona.....	87	68
Dec. 19	at Stanford.....	95	80
Dec. 27	DePaul.....	61	63
Dec. 29	Cincinnati.....	86	81
Dec. 30	N.Y.U. ^.....	80	63
Jan. 3	Wake Forest (CH).....	76	59
Jan. 7	Loyola (Md.).....	89	47
Jan. 10	at Muhlenberg.....	97	77
Jan. 13	at Manhattan (MSG).....	63	52
Jan. 17	at DePaul.....	62	68
Jan. 24	Saint Joseph's (CH).....	79	52
Jan. 31	E. Kentucky (CH).....	89	67
Feb. 4	at Loyola (Md.).....	73	61
Feb. 7	Duquesne (CH).....	72	66

Feb. 11	Saint Joseph's (CH).....	75	63
Feb. 14	Temple (CH).....	57	42
Feb. 18	Muhlenberg.....	106	73
Feb. 21	at Georgetown.....	73	68
Feb. 25	at Lafayette.....	60	56
Feb. 28	Youngstown (SIU).....	94	41
Mar. 4	Temple (SIU).....	65	45
Mar. 9	St. John's (MSG) \$.....	74	75

1953-54 (26-4) NCAA Champions

	Opponent	LSC	OPP
Dec. 2	Millersville (LH).....	79	57
Dec. 5	West Chester.....	65	51
Dec. 9	Albright.....	76	46
Dec. 12	at Niagara.....	66	74
Dec. 16	Lafayette (LH).....	88	70
Dec. 18	Georgetown (CH).....	58	49
Dec. 21	UCLA ** (17).....	62	53
Dec. 22	Kentucky ** (2).....	60	73
Dec. 26	St. Louis ^.....	77	63
Dec. 28	Niagara ^.....	50	69
Dec. 30	Brigham Young ^ (19).....	74	62
Jan. 2	Temple (CH).....	77	53
Jan. 6	Loyola (Md.) (LH).....	97	62
Jan. 9	Muhlenberg (CH).....	85	65
Jan. 12	at Manhattan.....	69	61
Jan. 16	Dayton (CH) (17).....	82	58
Jan. 23	at North Carolina St.....	83	78
Jan. 30	Saint Joseph's (CH).....	73	57
Feb. 2	at Dickinson.....	78	51
Feb. 6	Furman (CH).....	100	83
Feb. 10	Iona (LH).....	82	69
Feb. 13	Temple (CH).....	56	57
Feb. 17	Fordham (CH).....	61	56
Feb. 20	Saint Joseph's (CH).....	78	64
Feb. 27	St. Louis (CH).....	96	82
Mar. 8	Fordham (OT) \$\$\$.....	76	74
Mar. 12	N.C. State \$\$\$ (10).....	88	81
Mar. 13	Navy \$\$\$.....	64	48
Mar. 19	Penn State \$\$\$\$.....	69	54
Mar. 20	Bradley \$\$\$\$.....	92	76

1954-55 (26-5)

	Opponent	LSC	OPP
Dec. 1	Millersville (LH).....	88	72
Dec. 5	at Loyola (La.).....	85	71
Dec. 8	P.M.C. (LH).....	94	39
Dec. 11	at Niagara (OT) (8).....	76	75
Dec. 15	at Lafayette.....	76	60
Dec. 18	Utah (MSG) (15).....	69	79
Dec. 21	So. California ** (13).....	49	38
Dec. 22	Kentucky ** (1).....	54	63
Dec. 27	Syracuse ^.....	103	54
Dec. 29	UCLA ^ (15).....	85	77
Dec. 31	Duquesne ^ (8).....	65	67
Jan. 2	at St. Louis.....	88	79
Jan. 8	Brandeis (CH).....	102	56
Jan. 12	Muhlenberg (LH).....	88	79
Jan. 15	Lebanon Valley (LH).....	112	70
Jan. 19	at West Chester.....	85	50
Jan. 22	at N. Carolina St (2).....	73	76
Jan. 29	Saint Joseph's (CH).....	82	56
Feb. 2	at Georgetown.....	85	58
Feb. 5	Georgetown (CH).....	74	46
Feb. 10	at Manhattan (MSG).....	76	62
Feb. 12	Richmond (CH).....	91	80
Feb. 16	at Albright.....	89	69
Feb. 19	at Muhlenberg.....	85	71
Feb. 23	at Fordham.....	64	49



YEAR-BY-YEAR SCORES

Feb. 26	Temple (OT) (CH)	59	57
Mar. 8	West Virginia \$	95	61
Mar. 11	Princeton \$	73	46
Mar. 12	Canisius \$	99	64
Mar. 18	Iowa \$ (5)	76	73
Mar. 19	San Francisco \$ (1)	63	77
** Kentucky Invitational at Lexington, KY			
^ Holiday Festival at MSG			
\$ NCAA Tournament			
Head Coach: Ken Loeffler			



JIM POLLARD
Head Coach
1955-58
(3 seasons)
48 wins,
28 losses

1955-56 (15-10)

Opponent		LSC	OPP
Dec. 1	Millersville (LH)	88	70
Dec. 3	Muhlenberg	58	69
Dec. 6	Albright (LH)	96	63
Dec. 10	Niagara	70	72
Dec. 14	Lafayette	95	81
Dec. 17	at Bradley	78	93
Dec. 26	San Francisco ^ (1)	62	79
Dec. 28	Syracuse ^	75	72
Dec. 30	St. John's ^	85	76
Jan. 4	Saint Joseph's	56	69
Jan. 7	West Virginia (19)	87	71
Jan. 13	Syracuse	71	64
Jan. 18	Pennsylvania	64	52
Jan. 21	Seton Hall	63	64
Jan. 28	at Richmond	74	59
Feb. 4	Georgetown (OT)	63	67
Feb. 7	at Fordham	69	84
Feb. 10	Furman	73	65
Feb. 15	Temple (9)	57	60
Feb. 18	at Muhlenberg	81	70
Feb. 24	Scranton	82	51
Feb. 27	West Chester (LH)	90	78
Feb. 29	Villanova	71	64
Mar. 6	Dickinson (LH)	98	57
Mar. 7	Villanova	73	76
^ Holiday Festival at MSG			
Head Coach: Jim Pollard			

1956-57 (17-9)

Opponent		LSC	OPP
Dec. 3	Millersville (LH)	61	53
Dec. 5	at Albright	75	52
Dec. 11	at Lafayette	75	84
Dec. 13	Bradley	87	77
Dec. 15	at Niagara	83	74
Dec. 18	Indiana	80	93
Dec. 20	North Carolina St.	83	78
Dec. 27	W. Kentucky # (15)	76	89
Dec. 28	Seton Hall #	82	72
Dec. 29	Valparaiso #	103	73
Jan. 5	Manhattan (13)	81	72
Jan. 9	Saint Joseph's	85	97
Jan. 12	Cincinnati	58	74
Jan. 15	at West Chester	57	51
Jan. 19	at Syracuse	82	94
Jan. 26	Pennsylvania	84	73
Feb. 2	at Muhlenberg (LH)	68	93
Feb. 5	at Georgetown	62	75
Feb. 9	Seton Hall	61	70
Feb. 12	Temple	63	61
Feb. 16	Duquesne	87	80
Feb. 19	Muhlenberg	99	82
Feb. 23	Richmond	60	52
Feb. 27	Fordham	84	66
Mar. 6	Villanova	75	61
Mar. 9	Saint Joseph's	61	57
# Orange Bowl Classic at Miami, FL			

Head Coach: Jim Pollard

1957-58 (16-9)

Opponent		LSC	OPP
Dec. 2	Millersville	80	90
Dec. 7	Albright	83	55
Dec. 11	Lafayette	82	74
Dec. 14	at Manhattan	72	59
Dec. 17	Pennsylvania (OT)	66	67
Dec. 21	Niagara (OT)	69	68
Dec. 27	Virginia *	72	64
Dec. 28	Richmond (OT) * (17) ..	59	55
Jan. 4	Syracuse (OT)	59	55
Jan. 7	Muhlenberg (LH)	67	61
Jan. 11	Villanova (3OT)	111	105
Jan. 14	at Duquesne	55	74
Jan. 17	Georgetown	62	64
Jan. 25	at Valparaiso	97	86
Jan. 27	at Xavier	65	76
Feb. 1	at Muhlenberg	82	80
Feb. 8	at St. Bonaventure	71	90
Feb. 12	Temple (7)	61	71
Feb. 14	West Chester (LH)	68	66
Feb. 19	Scranton	86	60
Feb. 22	at N. Carolina St (9) ..	62	71
Feb. 26	Saint Joseph's (OT) ..	77	82
Mar. 1	Morehead State	89	86
Mar. 5	at Seton Hall	80	79
Mar. 8	Villanova	75	64
* Richmond Invitational at Richmond, VA			
Head Coach: Jim Pollard			



DONALD "DUDEY" MOORE
Head Coach
1958-63
(5 seasons)
79 wins,
37 losses

1958-59 (16-7)

Opponent		LSC	OPP
Dec. 2	Millersville (LH)	85	58
Dec. 6	at Niagara	56	72
Dec. 10	at Lafayette	84	77
Dec. 13	Lehigh	81	47
Dec. 17	North Carolina St. (4) ..	67	82
Dec. 20	Western Kentucky	84	75
Jan. 3	Manhattan	78	71
Jan. 7	Bucknell	70	68
Jan. 10	at Muhlenberg	92	77
Jan. 14	at Syracuse	79	71
Jan. 17	Temple	67	64
Jan. 24	at Canisius	77	64
Jan. 26	at Western Kentucky ..	74	96
Jan. 31	Pennsylvania	70	73
Feb. 4	Muhlenberg	75	92
Feb. 7	Seton Hall	83	69
Feb. 11	at Georgetown	102	72
Feb. 14	Duquesne	72	65
Feb. 18	at Albright	93	62
Feb. 21	Saint Joseph's	63	70
Feb. 25	West Chester	85	67
Feb. 28	Xavier	99	80
Mar. 7	Villanova	57	63
Head Coach: Donald "Dudey" Moore			

1959-60 (16-6)

Opponent		LSC	OPP
Dec. 2	Millersville	76	60
Dec. 5	at Bucknell	84	62
Dec. 9	at Lehigh	86	54
Dec. 12	at Manhattan	71	58
Dec. 16	Lafayette	81	73
Dec. 19	Niagara	64	48
Jan. 6	Canisius	82	68

Jan. 9	at Duquesne	68	65
Jan. 11	at Morehead State	63	58
Jan. 13	Syracuse (2OT)	84	91
Jan. 16	Georgetown	80	79
Jan. 30	Western Kentucky	70	76
Feb. 3	at West Chester	85	68
Feb. 6	Saint Joseph's	80	73
Feb. 9	Albright (LH)	73	67
Feb. 13	at Muhlenberg	86	63
Feb. 17	Pennsylvania	62	66
Feb. 20	Temple	53	77
Feb. 23	Muhlenberg (LH)	91	59
Feb. 27	at North Carolina St. ..	65	80
Mar. 1	at Scranton	82	77
Mar. 5	Villanova (17)	52	68
Head Coach: Donald "Dudey" Moore			

1960-61 (15-7)

Opponent		LSC	OPP
Dec. 1	Millersville	82	48
Dec. 3	at Albright	65	62
Dec. 7	at Rutgers	85	63
Dec. 10	Niagara	71	77
Dec. 14	Bucknell	79	69
Dec. 16	Muhlenberg (LH)	84	67
Dec. 21	North Carolina St. (10) ..	68	71
Jan. 7	Miami (Fla.)	88	74
Jan. 10	Lehigh (LH)	77	62
Jan. 13	Manhattan	74	68
Jan. 21	Pennsylvania	67	63
Jan. 23	at West Chester	83	67
Jan. 27	Temple	57	63
Jan. 31	at Western Kentucky ..	69	73
Feb. 4	Saint Joseph's	54	65
Feb. 8	Gettysburg	67	62
Feb. 11	at Muhlenberg	81	64
Feb. 15	at Syracuse	81	75
Feb. 22	at Lafayette	104	86
Feb. 25	at Canisius	73	94
Mar. 4	Villanova	76	71
Mar. 8	Duquesne	63	78
Head Coach: Donald "Dudey" Moore			

1961-62 (16-9)

Opponent		LSC	OPP
Dec. 1	Millersville	102	62
Dec. 8	Albright	78	69
Dec. 16	Niagara	64	78
Dec. 18	at Lehigh	71	59
Dec. 20	Pennsylvania	69	57
Dec. 22	Dartmouth ^	87	60
Dec. 28	Cincinnati ^ (2)	56	64
Dec. 30	Dayton ^	67	81
Jan. 5	at Manhattan (MSG) ..	76	69
Jan. 10	Muhlenberg	90	51
Jan. 13	Syracuse	69	53
Jan. 20	Gettysburg	44	57
Jan. 25	at Miami (Fla.)	73	61
Jan. 27	at Duquesne (6)	66	80
Feb. 3	Temple	51	64
Feb. 7	at Bucknell	91	78
Feb. 10	Fordham	60	56
Feb. 12	at Delaware	69	68
Feb. 14	Canisius	73	63
Feb. 16	Saint Joseph's	72	71
Feb. 21	Lafayette	69	73
Feb. 24	Villanova	63	65
Feb. 28	at Georgetown	78	76
Mar. 2	Western Kentucky	88	84
Mar. 9	Villanova	67	75
^ Holiday Festival at MSG			
Head Coach: Donald "Dudey" Moore			

1962-63 (16-8)

Opponent		LSC	OPP
Dec. 1	Creighton	72	91
Dec. 5	at Lafayette	95	59
Dec. 8	at Niagara	76	79



YEAR-BY-YEAR SCORES

Dec. 12	Lehigh85	34
Dec. 15	at Albright67	57
Dec. 19	Bucknell105	55
Dec. 26	Brigham Young ##73	84
Dec. 28	Delaware ##80	64
Dec. 29	Bowling Green (OT) ##	74	67
Jan. 4	Miami (Fla.)78	76
Jan. 9	at Muhlenberg88	49
Jan. 11	Manhattan78	61
Jan. 19	Seton Hall89	80
Jan. 30	Delaware64	62
Feb. 2	Temple81	71
Feb. 6	Gettysburg80	65
Feb. 9	at Syracuse74	66
Feb. 12	Pennsylvania74	78
Feb. 16	at Canisius53	76
Feb. 20	Duquesne73	69
Feb. 23	Saint Joseph's49	66
Feb. 26	Georgetown75	72
Mar. 2	Villanova47	63
Mar. 16	St. Louis(MSG) \$61	62

Quaker City Tournament at Palestra
\$ National Invitation Tournament
Head Coach: Donald "Dudey" Moore

Jan. 13	Duquesne83	69
Jan. 16	at Syracuse81	104
Jan. 26	at Lafayette91	73
Jan. 29	at Loyola (La.)72	69
Feb. 6	Temple81	74
Feb. 10	Gettysburg91	68
Feb. 12	Creighton66	84
Feb. 16	Seton Hall101	71
Feb. 20	Western Kentucky91	77
Feb. 24	Georgetown88	80
Feb. 26	Saint Joseph's85	93
Mar. 13	Detroit \$86	93

^ Holiday Festival at MSG
\$ National Invitation Tournament
Head Coach: Bob Walters

Feb. 22	Canisius75	93
Feb. 26	Saint Joseph's83	96
Mar. 1	at Lafayette85	72
Mar. 3	Saint Joseph's +73	70
Mar. 4	Temple +61	78

@ Vanderbilt Invitational at Nashville, TN
Quaker City Tournament at Palestra
+ MAC Tournament at Palestra
Head Coach: Joe Heyer



JIM HARDING
Head Coach
1967-68
(1 season)
20 wins,
8 losses

1967-68 (20-8)

	OpponentLSC	OPP
Dec. 2	Rider59	50
Dec. 6	at Gettysburg96	58
Dec. 8	Albright82	40
Dec. 13	at Bucknell84	69
Dec. 16	Niagara83	100
Dec. 20	Providence %56	77
Dec. 21	North Carolina St. %68	63
Dec. 26	Louisville ^71	94
Dec. 28	West Virginia ^100	83
Dec. 29	Syracuse ^78	68
Jan. 2	at Miami (Fla.)92	84
Jan. 6	Saint Joseph's103	71
Jan. 9	at Loyola (La.)71	51
Jan. 13	Syracuse105	81
Jan. 20	Western Kentucky79	84
Jan. 24	at Pennsylvania45	57
Jan. 28	at Duquesne (OT)80	79
Jan. 30	at Creighton71	77
Feb. 3	at West Chester79	55
Feb. 7	at Lafayette74	45
Feb. 10	Temple64	60
Feb. 14	at American74	65
Feb. 17	at Canisius80	64
Feb. 24	Villanova56	64
Feb. 28	Morehead State81	73
Mar. 1	American +84	57
Mar. 2	Temple +87	69
Mar. 9	Columbia (SP) \$\$ (8)69	83

% Boston Garden Inv. at Boston, MA
^ Holiday Festival at MSG
+ MAC Tournament at Palestra
\$\$ NCAA Tournament
Head Coach: Jim Harding



JOE HEYER
Head Coach
1965-67
(2 seasons)
24 wins,
27 losses

1965-66 (10-15)

	OpponentLSC	OPP
Dec. 1	Albright97	73
Dec. 4	at Western Kentucky67	93
Dec. 8	at Seton Hall92	93
Dec. 11	at Georgetown99	101
Dec. 15	Bucknell87	68
Dec. 18	Niagara (OT)87	88
Dec. 27	Brigham Young ##71	69
Dec. 29	Temple (OT) ##59	66
Dec. 30	Minnesota # (9)87	92
Jan. 8	Saint Joseph's (4)69	92
Jan. 12	Pennsylvania76	90
Jan. 15	Syracuse85	98
Jan. 22	at Duquesne77	79
Jan. 25	at Creighton90	104
Jan. 27	at Utah State97	109
Jan. 29	at Seattle62	84
Feb. 2	American103	93
Feb. 9	Lafayette81	93
Feb. 12	Villanova78	70
Feb. 15	at Gettysburg99	76
Feb. 18	Temple86	85
Feb. 22	Iona94	72
Feb. 26	at Canisius95	81
Mar. 2	Louisville96	92
Mar. 5	Miami (Fla.)102	108

Quaker City Tournament at Palestra
Head Coach: Joe Heyer

1966-67 (14-12)

	OpponentLSC	OPP
Dec. 3	Gettysburg103	67
Dec. 7	Miami (Fla.)99	82
Dec. 10	at Niagara69	72
Dec. 14	at Albright84	50
Dec. 15	Nebraska @99	76
Dec. 17	Vanderbilt @95	100
Dec. 21	Pennsylvania85	83
Dec. 23	at Louisville (2)88	106
Dec. 27	Syracuse #84	86
Dec. 28	Niagara ##86	72
Dec. 30	Bowling Green ##78	77
Jan. 7	St. Francis (Pa.)84	74
Jan. 11	at American (OT)90	94
Jan. 14	at Syracuse81	102
Jan. 21	Western Kentucky86	95
Feb. 1	Creighton (OT)88	83
Feb. 4	Loyola (La.)125	80
Feb. 7	Temple65	79
Feb. 10	Oklahoma City108	97
Feb. 15	Duquesne77	66
Feb. 18	Villanova59	68



BOB WALTERS
Head Coach
1963-65
(2 seasons)
31 wins,
17 losses

1963-64 (16-9)

	OpponentLSC	OPP
Nov. 30	Albright76	44
Dec. 6	at Creighton62	77
Dec. 11	Louisville60	70
Dec. 14	at Bucknell93	75
Dec. 17	at Lehigh68	40
Dec. 21	Niagara58	54
Dec. 27	Northwestern ##91	69
Dec. 28	Georgetown ##80	69
Dec. 30	St. Bonaventure ##83	80
Jan. 4	Pennsylvania61	58
Jan. 8	Lafayette100	86
Jan. 10	Syracuse63	61
Jan. 19	at Duquesne58	89
Jan. 23	at Miami (Fla.)99	121
Jan. 25	at Georgetown81	85
Jan. 29	at Gettysburg50	46
Feb. 1	Saint Joseph's80	70
Feb. 6	at Manhattan (MSG)75	62
Feb. 8	Villanova (6)63	59
Feb. 12	at Seton Hall68	75
Feb. 15	Temple57	63
Feb. 19	Canisius91	81
Feb. 25	at Western Kentucky95	107
Feb. 28	Utah State90	85
Mar. 1	Loyola (La.)61	63

Quaker City Tournament at Palestra
Head Coach: Bob Walters

1964-65 (15-8)

	OpponentLSC	OPP
Dec. 2	at Albright81	57
Dec. 5	at Delaware97	47
Dec. 8	Miami (Fla.)90	86
Dec. 12	at Niagara (OT)67	59
Dec. 16	at Seattle74	76
Dec. 19	Pennsylvania78	64
Dec. 28	St. John's ^71	78
Dec. 30	Temple ^83	70
Jan. 2	Syracuse (OT) ^73	70
Jan. 6	at Louisville80	92
Jan. 8	Villanova72	86



TOM GOLA
Head Coach
1968-70
(2 seasons)
37 wins,
13 losses

1968-69 (23-1)

	OpponentLSC	OPP
Dec. 4	Baltimore100	57
Dec. 9	at Rider79	59
Dec. 11	Miami (Fla.)96	71
Dec. 14	Niagara88	73
Dec. 18	Canisius68	56
Dec. 21	at Albright91	65
Dec. 27	Penn State ^70	55
Dec. 28	Indiana ^108	88
Dec. 30	South Carolina ^59	62
Jan. 4	Hofstra89	68
Jan. 7	Creighton103	84
Jan. 11	at Syracuse83	63
Jan. 18	Western Kentucky88	81



YEAR-BY-YEAR SCORES

Jan. 22	Pennsylvania78	64
Jan. 25	Temple101	85
Jan. 28	at St. Francis (Pa.)107	95
Feb. 1	Loyola (La.)102	65
Feb. 5	at Lafayette97	65
Feb. 8	Villanova (8)74	67
Feb. 12	at American96	72
Feb. 15	Saint Joseph's84	67
Feb. 19	Duquesne (8)85	71
Feb. 21	Detroit98	96
Feb. 25	at West Chester91	73
^ Quaker City Tour. at The Spectrum			
Head Coach: Tom Gola			

1969-70 (14-12)

Opponent	LSC	OPP
Dec. 1	at Hofstra83	64
Dec. 3	Albright95	59
Dec. 10	Eastern Kentucky84	82
Dec. 13	at Marshall88	97
Dec. 16	West Chester92	80
Dec. 19	Yale ++81	59
Dec. 20	Tennessee ++47	55
Dec. 27	Georgia ^76	66
Dec. 29	Cornell ^68	56
Dec. 30	Columbia ^89	74
Jan. 3	Saint Joseph's (2OT)99	101
Jan. 7	Syracuse108	101
Jan. 10	Temple61	69
Jan. 17	at Western Kentucky80	102
Jan. 19	at Loyola (La.)85	79
Jan. 21	at Creighton77	86
Jan. 25	at Duquesne64	67
Jan. 27	Pennsylvania (14)67	76
Jan. 31	at Canisius70	80
Feb. 4	Lafayette102	73
Feb. 8	at Detroit77	81
Feb. 11	American106	86
Feb. 14	Niagara101	90
Feb. 17	at Miami (Fla.)96	103
Feb. 21	Villanova85	96
Feb. 25	at Rider72	66
++ Volunteer Classic at Knoxville, TN			
^ Quaker City Tour. at The Spectrum			
Head Coach: Tom Gola			



PAUL WESTHEAD
Head Coach
1970-79
(9 seasons)
142 wins,
105 losses

1970-71 (20-7)

Opponent	LSC	OPP
Dec. 2	at Albright89	59
Dec. 5	Long Island U. (MSG)68	53
Dec. 9	Miami (Fla.)97	77
Dec. 12	Marshall76	75
Dec. 15	West Chester82	68
Dec. 19	Pennsylvania (6)88	107
Dec. 29	Georgia ^^50	42
Dec. 30	Boston College ^^75	63
Jan. 4	at Tulsa63	61
Jan. 9	Temple63	58
Jan. 16	Western Kentucky (6)91	76
Jan. 20	at Niagara96	79
Jan. 23	at Lafayette93	82
Jan. 28	at Drexel81	63
Jan. 30	Hofstra79	62
Feb. 3	Loyola (La.)74	53
Feb. 6	at Syracuse68	75
Feb. 10	Canisius92	55
Feb. 13	Villanova (18)73	69
Feb. 17	Duquesne (10)86	95
Feb. 19	Creighton64	61

Feb. 24	at American62	54
Feb. 27	Saint Joseph's56	66
Mar. 1	at Rider (OT)82	84
Mar. 5	Lafayette +74	71
Mar. 6	Saint Joseph's (OT) +76	81
Mar. 20	Georgia Tech (MSG) \$67	70
^^ Charlotte Invitational at Charlotte, NC			
+ MAC Tournament at Palestra			
\$ National Invitation Tournament			
Head Coach: Paul Westhead			

1971-72 (6-19)

Opponent	LSC	OPP
Dec. 1	Lehigh64	69
Dec. 4	Hofstra (MSG)56	58
Dec. 8	Niagara70	71
Dec. 11	Tulsa77	80
Dec. 13	at West Chester86	62
Dec. 17	Baylor ^^ ^^81	68
Dec. 18	Nebraska ^^ ^^60	75
Dec. 27	Boston College ^61	62
Dec. 28	Fairfield ^108	96
Dec. 30	Massachusetts ^82	75
Jan. 5	Saint Joseph's55	72
Jan. 8	Lafayette66	86
Jan. 11	at Western Kentucky84	103
Jan. 15	at Loyola (La.)80	86
Jan. 20	American59	53
Jan. 26	Pennsylvania (9)66	80
Jan. 29	at Canisius80	78
Feb. 2	Temple56	67
Feb. 5	Notre Dame71	97
Feb. 7	at Drexel64	77
Feb. 12	at Holy Cross79	85
Feb. 15	at Biscayne93	103
Feb. 20	at Duquesne69	81
Feb. 23	Syracuse80	87
Feb. 26	Villanova ^73	86
^^ ^ Cornhusker Classic at Lincoln, NE			
^ Quaker City Tournament at Palestra			
Head Coach: Paul Westhead			

1972-73 (15-10)

Opponent	LSC	OPP
Nov. 29	at Lehigh75	59
Dec. 1	Army73	63
Dec. 6	Biscayne69	67
Dec. 8	San Francisco ###73	73
Dec. 9	Santa Clara (OT) ###69	71
Dec. 16	Eastern Michigan93	66
Dec. 22	West Chester92	52
Dec. 27	Southern California ^77	72
Dec. 28	New Mexico State ^76	70
Dec. 30	Saint Joseph's ^52	77
Jan. 6	Saint Joseph's55	68
Jan. 9	Rider78	67
Jan. 13	Hofstra76	55
Jan. 16	at Lafayette68	77
Jan. 20	at Niagara80	72
Jan. 24	Pennsylvania45	57
Jan. 26	Duquesne69	67
Jan. 31	Western Kentucky108	80
Feb. 3	at Syracuse84	91
Feb. 7	Canisius96	85
Feb. 10	at Notre Dame71	87
Feb. 12	at Drexel72	57
Feb. 17	Temple54	56
Feb. 21	at American79	88
Feb. 28	Villanova101	79
### Cable Car Classic at Oakland, CA			
^ Quaker City Tournament at Palestra			
Head Coach: Paul Westhead			

1973-74 (18-10)

Opponent	LSC	OPP
Dec. 1	Lehigh87	37
Dec. 5	at Army83	71
Dec. 8	at Hofstra66	53

Dec. 12	Syracuse (18)68	75
Dec. 15	at Holy Cross94	80
Dec. 19	Pennsylvania82	84
Dec. 21	Wake Forest =90	95
Dec. 22	Western Kentucky =76	65
Dec. 27	Stanford ^77	66
Dec. 28	Manhattan ^65	73
Dec. 29	Princeton ^83	78
Jan. 5	Niagara67	65
Jan. 9	at W. Kentucky (OT)84	85
Jan. 16	Drexel85	73
Jan. 19	Lafayette87	66
Jan. 23	at Biscayne97	75
Jan. 26	at Canisius81	89
Jan. 30	Saint Joseph's73	75
Feb. 2	Temple78	54
Feb. 6	Notre Dame (3)78	98
Feb. 9	American95	83
Feb. 13	at West Chester73	53
Feb. 17	at Duquesne63	81
Feb. 20	Villanova104	66
Feb. 23	at Rutgers82	76
Feb. 28	Delaware +78	69
Mar. 1	Rider +84	68
Mar. 2	Saint Joseph's +71	76
= Big Sun Tour. at St. Petersburg, FL			
^ Holiday Festival at MSG			
+ MAC Tournament at Palestra			
Head Coach: Paul Westhead			

1974-75 (22-7)

Opponent	LSC	OPP
Nov. 29	Army76	71
Dec. 4	at Lehigh89	66
Dec. 7	Biscayne74	71
Dec. 11	at Lafayette71	58
Dec. 14	Holy Cross89	65
Dec. 18	Canisius69	70
Dec. 20	Clemson *67	63
Dec. 21	Texas Tech *73	64
Dec. 29	Furman @69	64
Dec. 30	Alabama @ (7)77	73
Jan. 4	Hofstra91	64
Jan. 8	at Memphis State93	84
Jan. 11	at Niagara81	71
Jan. 15	Saint Joseph's68	60
Jan. 18	Pennsylvania67	65
Jan. 21	West Chester89	72
Jan. 24	Duquesne88	79
Jan. 29	Western Kentucky87	81
Feb. 1	at Syracuse78	82
Feb. 5	at Drexel80	63
Feb. 8	Temple74	63
Feb. 12	Villanova (OT)74	73
Feb. 15	at Notre Dame (16)75	91
Feb. 19	at American62	68
Feb. 22	Rutgers82	96
Mar. 4	Bucknell (HH) %85	74
Mar. 7	American %56	52
Mar. 8	Lafayette %92	85
Mar. 16	Syracuse (OT) (P) \$83	87
* Dayton Invitational at Dayton, OH			
@ Sugar Bowl Classic at New Orleans, LA			
% ECC Tournament at Easton			
\$ NCAA Tournament			
P Denotes Palestra			
Head Coach: Paul Westhead			

1975-76 (11-15)

Opponent	LSC	OPP
Nov. 28	Delaware100	86
Dec. 1	Widener73	68
Dec. 3	at Alabama (14)57	78
Dec. 6	at Hofstra72	64
Dec. 11	Manhattan (MSG)78	79
Dec. 13	at Canisius103	72
Dec. 19	Texas A & M *59	57
Dec. 20	Kansas *73	74
Dec. 23	Maine104	88



YEAR-BY-YEAR SCORES

Dec. 29	Michigan ** (16)	71	86
Dec. 30	Houston **	87	90
Jan. 5	at W. Kentucky (OT)	104	100
Jan. 10	Syracuse	77	82
Jan. 13	Drexel	66	74
Jan. 17	Saint Joseph's	75	86
Jan. 21	at Biscayne	83	64
Jan. 24	at Providence	75	73
Jan. 27	Memphis State	77	81
Jan. 31	Temple	63	67
Feb. 4	Notre Dame (SP) (11)	89	108
Feb. 10	American	61	63
Feb. 14	Villanova	75	72
Feb. 18	at Niagara	53	69
Feb. 22	at Duquesne	72	76
Feb. 25	Pennsylvania	56	58
Feb. 27	Cleveland State	90	72

* Jayhawk Classic at Lawrence, KS
 ** Las Vegas Holiday Classic at Las Vegas, NV
 Head Coach: Paul Westhead

1976-77 (17-12)

Opponent		LSC	OPP
Nov. 29	Widener (HH)	72	52
Dec. 1	Vermont	75	68
Dec. 4	Alabama (10)	77	82
Dec. 8	at Delaware	97	84
Dec. 11	Biscayne	112	70
Dec. 13	at Maine	91	76
Dec. 17	Tennessee +	85	92
Dec. 18	Southern Methodist +	94	86
Dec. 28	San Diego State *	88	84
Dec. 29	Washington *	94	114
Jan. 3	at Rhode Island	61	70
Jan. 7	Canisius	65	49
Jan. 12	at Drexel	55	51
Jan. 15	Saint Joseph's	69	61
Jan. 17	at West Chester	63	60
Jan. 22	Duquesne	62	64
Jan. 26	Western Kentucky	93	79
Jan. 31	Dickinson	82	61
Feb. 2	Villanova	71	70
Feb. 5	at American	86	76
Feb. 9	Hofstra	89	93
Feb. 12	Temple	75	87
Feb. 16	Niagara	64	66
Feb. 19	Providence (SP) (16)	62	75
Feb. 22	at Pennsylvania	70	80
Feb. 26	Notre Dame	77	113
Mar. 1	Delaware %	84	77
Mar. 4	Lafayette %	86	80
Mar. 6	Hofstra %	81	92

+ Volunteer Classic at Knoxville, TN
 * Cabrillo Classic at San Diego, CA
 % ECC Tournament at Easton, PA
 Head Coach: Paul Westhead

1977-78 (18-12)

Opponent		LSC	OPP
Nov. 25	at Widener	83	75
Nov. 30	at Bucknell	92	77
Dec. 7	Rhode Island	73	78
Dec. 9	East Carolina (2OT) *	96	95
Dec. 10	Charlotte *	67	68
Dec. 17	Pennsylvania	75	78
Dec. 28	Louisville ** (7)	85	113
Dec. 29	Ohio State **	83	86
Jan. 4	at Western Kentucky	78	64
Jan. 6	at Niagara	116	97
Jan. 9	at Hofstra	97	87
Jan. 11	Drexel	80	79
Jan. 14	at Duquesne	79	74
Jan. 16	West Chester (HH)	116	84
Jan. 19	at Syracuse (11)	96	106
Jan. 21	Duke (SP) (17)	81	91
Jan. 24	at Biscayne	89	84
Jan. 28	Temple	82	75
Feb. 1	Notre Dame (4)	90	95

Feb. 4	Saint Joseph's	82	74
Feb. 8	American	64	62
Feb. 11	at Canisius	77	78
Feb. 15	Stetson	77	72
Feb. 18	Villanova	79	82
Feb. 22	at St. Bonaventure	95	108
Feb. 25	at Vermont	100	67
Mar. 2	Saint Joseph's % (HH)	89	82
Mar. 3	Delaware +	97	85
Mar. 4	Temple +	73	72
Mar. 12	Villanova (PAL) \$\$	97	103

* First Union Invitational at Charlotte, NC
 ** Louisville Classic at Louisville, KY
 % ECC Tournament at Hayman Hall
 + ECC Tournament at Easton, PA
 \$\$ NCAA Tournament
 Head Coach: Paul Westhead

1978-79 (15-13)

Opponent		LSC	OPP
Nov. 29	Bucknell	77	76
Dec. 2	at Kentucky (10)	77	109
Dec. 5	at Duke (1)	42	66
Dec. 7	at Delaware	102	98
Dec. 9	Pennsylvania	67	68
Dec. 16	Canisius	99	87
Dec. 21	at Florida Southern	73	84
Dec. 22	at Stetson	76	90
Dec. 29	Montana *	78	91
Dec. 30	Cal State-Fullerton *	75	84
Jan. 4	at Rhode Island	80	83
Jan. 6	Lafayette	95	80
Jan. 10	Western Kentucky	90	66
Jan. 13	Rider (HH)	100	83
Jan. 15	at West Chester	68	64
Jan. 17	at Niagara	88	74
Jan. 20	Duquesne	89	90
Jan. 24	Vermont	100	88
Jan. 27	at Drexel	88	72
Jan. 31	Villanova	84	78
Feb. 3	at American	123	103
Feb. 10	Temple (19)	81	97
Feb. 12	at Lehigh	100	93
Feb. 17	Saint Joseph's	87	94
Feb. 21	Hofstra	87	73
Feb. 24	at Notre Dame (3)	70	93
Feb. 26	Hofstra (HH) **	84	77
Feb. 28	at Saint Joseph's (OT) **	63	68

* Montana Classic at Yellowstone, MT
 ** ECC Tournament
 Head Coach: Paul Westhead



DAVE "LEFTY" ERVIN
 Head Coach
 1979-86
 (7 seasons)
 110 wins,
 87 losses

1979-80 (22-9)

Opponent		LSC	OPP
Nov. 30	Phila. Pharmacy (HH)	87	58
Dec. 3	at Alabama	82	80
Dec. 5	at Bucknell	79	80
Dec. 8	Villanova	79	86
Dec. 11	Rider	102	59
Dec. 14	Texas A & M *	72	67
Dec. 15	BYU (3OT) * (18)	106	108
Dec. 28	Utah State **	88	89
Dec. 29	Idaho State **	88	83
Jan. 5	Niagara	95	83
Jan. 9	West Chester (HH)	111	70
Jan. 12	at Stetson	74	64
Jan. 16	at Lafayette	80	81
Jan. 19	Temple (SP)	62	67
Jan. 23	Drexel	65	61

Jan. 28	Delaware (HH)	78	59
Jan. 30	Notre Dame (8)	62	60
Feb. 2	Saint Joseph's	57	58
Feb. 4	Lehigh (HH)	90	79
Feb. 6	Rhode Island	84	76
Feb. 7	Hofstra (MSG)	75	61
Feb. 9	American (CH)	95	85
Feb. 12	Pennsylvania	80	73
Feb. 18	at DePaul (1)	75	92
Feb. 21	at Duquesne	91	79
Feb. 23	at Vermont	85	70
Feb. 25	Drexel %	87	76
Feb. 27	Temple %	70	62
Feb. 29	Lafayette %	70	62
Mar. 1	Saint Joseph's %	59	49
Mar. 6	Purdue \$ (20)	82	90

* Cougar Classic at Provo, UT
 ** Lobo Invitational at Albuquerque, NM
 % ECC Tournament at Palestine
 \$ NCAA Tournament at Lafayette, IN
 Head Coach: Dave "Lefty" Ervin

1980-81 (14-13)

Opponent		LSC	OPP
Dec. 3	Vermont	81	61
Dec. 6	Alabama	65	81
Dec. 8	Bucknell	73	63
Dec. 10	Xavier	70	65
Dec. 13	at Delaware	72	59
Dec. 20	Villanova (3OT)	84	83
Dec. 29	San Diego State *	67	93
Dec. 30	Georgetown *	63	79
Jan. 3	Lafayette	69	60
Jan. 7	at Missouri	74	83
Jan. 10	at Canisius	79	81
Jan. 12	at Niagara (OT)	72	71
Jan. 14	Hofstra	79	71
Jan. 17	at Rider	63	80
Jan. 19	West Chester	90	73
Jan. 21	Dayton	76	68
Jan. 24	DePaul (3)	62	69
Jan. 26	at Lehigh	73	67
Jan. 31	Saint Joseph's	58	56
Feb. 4	at Notre Dame (9)	59	60
Feb. 11	Duquesne	66	62
Feb. 14	at American	69	71
Feb. 17	Pennsylvania	62	67
Feb. 21	Temple	62	84
Feb. 25	at Drexel	63	52
Feb. 28	Rhode Island	60	70
Mar. 2	Drexel(HH) **	66	69

* Cabrillo Classic at San Diego, CA
 ** ECC Tournament at Philadelphia, PA
 Head Coach: Dave "Lefty" Ervin

1981-82 (16-13)

Opponent		LSC	OPP
Dec. 2	at Duke	55	61
Dec. 5	Delaware	71	66
Dec. 7	at Bucknell	55	53
Dec. 8	West Chester	73	66
Dec. 11	Western Carolina *	55	58
Dec. 12	Idaho State *	68	86
Dec. 18	Iona **	71	95
Dec. 19	Rice **	64	58
Dec. 22	at Santa Clara	74	93
Dec. 29	South Florida **	62	82
Dec. 30	St. Bonaventure ***	68	65
Jan. 4	Notre Dame	66	61
Jan. 9	at Lafayette	65	67
Jan. 12	American	69	87
Jan. 14	at Rider	79	70
Jan. 19	Pennsylvania	77	75
Jan. 27	Villanova (20)	82	117
Jan. 30	at Duquesne	80	79
Feb. 3	Canisius	102	76
Feb. 6	at Dayton	77	84
Feb. 8	Lehigh (HH)	94	69
Feb. 13	Saint Joseph's	77	83



YEAR-BY-YEAR SCORES

Feb. 16	at Hofstra67	64
Feb. 20	Temple72	86
Feb. 24	Drexel57	55
Feb. 27	at Stetson71	69
Mar. 1	Bucknell %81	72
Mar. 3	West Chester %71	56
Mar. 5	Saint Joseph's %71	83
* Cougar Classic at Provo, UT			
** Golden Gate Classic at San Francisco, CA			
*** Connecticut Mutual Classic at Hartford, CT			
% ECC Tournament at Palestra			
Head Coach: Dave "Lefty" Ervin			

1982-83 (18-14)

Opponent		LSC	OPP
Dec. 1	Bucknell (HH)68	66
Dec. 4	at Delaware55	54
Dec. 8	Rhode Island82	84
Dec. 10	Texas A & M *74	82
Dec. 11	Brown *61	59
Dec. 18	Pennsylvania72	78
Dec. 22	Niagara82	65
Dec. 27	Cincinnati **73	76
Dec. 28	Wisc.-Green Bay **62	51
Jan. 3	at Western Kentucky62	56
Jan. 8	Duke60	61
Jan. 12	Towson State (HH)79	78
Jan. 15	Duquesne67	61
Jan. 22	Villanova (13)71	72
Jan. 26	Hofstra78	62
Jan. 29	at Canisius54	55
Jan. 31	Rider (HH)69	71
Feb. 2	at Notre Dame56	68
Feb. 5	Saint Joseph's79	60
Feb. 9	at Xavier85	109
Feb. 14	Dayton73	79
Feb. 16	at Lehigh46	44
Feb. 19	at American63	65
Feb. 23	Lafayette (HH)79	61
Feb. 26	Temple (OT) (SP)79	84
Mar. 3	at Drexel63	61
Mar. 5	at Vermont87	73
Mar. 9	Delaware ***102	62
Mar. 11	Rider ***68	57
Mar. 12	American ***75	73
Mar. 15	Boston University \$\$\$70	58
Mar. 17	VCU \$\$\$67	76

* Marshall Tourn. at Huntington, WV
 ** Milwaukee Classic at Milwaukee, WI
 *** ECC Tournament at Easton, PA
 \$\$\$ NCAA Tournament at Palestra
 Head Coach: Dave "Lefty" Ervin

1983-84 (20-11/11-3 MAAC)

Opponent		LSC	OPP
Nov. 28	at Monmouth75	60
Nov. 30	Vermont91	75
Dec. 3	at Youngstown State76	81
Dec. 6	Saint Joseph's72	74
Dec. 10	Army56	55
Dec. 17	Villanova90	80
Dec. 29	George Washington *65	64
Dec. 30	Maryland * (6)83	96
Jan. 4	Notre Dame (SP)68	66
Jan. 7	at Army58	60
Jan. 11	at Fairfield98	85
Jan. 14	Saint Peter's64	57
Jan. 17	at Manhattan74	72
Jan. 19	Canisius79	66
Jan. 21	Holy Cross74	85
Jan. 24	Pennsylvania96	85
Jan. 26	at Iona95	80
Jan. 28	Fordham84	73
Feb. 1	at Saint Peter's67	71
Feb. 4	Louisville (17)88	93
Feb. 6	at Fordham68	67
Feb. 8	Fairfield94	76
Feb. 11	at Dayton69	84

Feb. 15	Manhattan (SP)78	62
Feb. 18	Holy Cross (OT) (ME)91	89
Feb. 22	Iona81	79
Feb. 25	Temple (2OT) (17)80	79
Feb. 27	Manhattan (NH) **76	60
Mar. 1	Fordham **60	62
Mar. 3	Saint Peter's (OT) **63	65
Mar. 16	Pittsburgh \$91	95
* Maryland Invitational at College Park, MD			
** MAAC Tournament at Meadowlands			
\$ National Invitation Tournament @ Palestra			
Head Coach: Dave "Lefty" Ervin			

1984-85 (15-13/8-6 MAAC)

Opponent		LSU	OPP
Nov. 26	Monmouth (HH)85	67
Nov. 28	at St. Mary's (Calif.)59	69
Nov. 30	Brigham Young *74	73
Dec. 1	Stanford *73	84
Dec. 8	at Niagara63	58
Dec. 11	Saint Joseph's74	69
Dec. 15	Temple54	65
Dec. 22	Villanova (SP)63	80
Dec. 28	Fordham **67	74
Dec. 29	Dartmouth **84	55
Jan. 3	Iona73	103
Jan. 5	Army80	63
Jan. 9	at Fairfield95	89
Jan. 12	at Saint Peter's59	60
Jan. 15	Manhattan85	74
Jan. 19	Holy Cross (ME)80	77
Jan. 20	at Hartford82	80
Jan. 23	at Iona77	93
Jan. 26	at Fordham70	66
Jan. 29	Pennsylvania77	74
Feb. 2	at Army (OT)85	80
Feb. 6	at Notre Dame58	71
Feb. 8	Saint Peter's70	57
Feb. 12	at Manhattan65	64
Feb. 16	at Holy Cross79	82
Feb. 19	Fairfield (2OT) (SP)105	106
Feb. 23	at DePaul60	87
Feb. 28	Army (OT) ***64	76

* Apple Invitational at Stanford, CA
 ** Miller High Life Classic at Tampa, FL
 *** MAAC Tournament at Meadowlands
 Head Coach: Dave "Lefty" Ervin

1985-86 (14-14/8-6 MAAC)

Opponent		LSU	OPP
Nov. 26	Monmouth72	69
Nov. 30	Niagara (HH)92	75
Dec. 2	Maine103	70
Dec. 4	Villanova46	50
Dec. 6	Syracuse * (4)72	97
Dec. 7	Ohio University *65	70
Dec. 9	Pennsylvania80	86
Dec. 14	Princeton (SP)58	48
Dec. 21	Fordham78	66
Dec. 27	Temple **58	81
Dec. 28	Bowling Green **94	54
Jan. 2	at Saint Peter's63	69
Jan. 4	Notre Dame63	77
Jan. 11	Fairfield57	61
Jan. 13	Holy Cross89	63
Jan. 16	at Iona66	74
Jan. 18	at Manhattan89	74
Jan. 21	Iona80	68
Jan. 25	Army52	54
Jan. 28	at Louisville (18)60	72
Feb. 1	at Fordham54	70
Feb. 4	Saint Peter's62	50
Feb. 8	at Fairfield53	55
Feb. 12	at Holy Cross81	68
Feb. 15	Manhattan (HH)101	63
Feb. 19	Army (MSG)73	61
Feb. 20	Saint Joseph's74	69

Feb. 28 Holy Cross ***70 72
 * Carrier Classic at Syracuse, NY
 ** Jostens Classic at Palestra
 *** MAAC Tournament at Meadowlands
 Head Coach: Dave "Lefty" Ervin



WILLIAM "SPEEDY" MORRIS
Head Coach
1986-2001
(15 seasons)
238 wins,
203 losses

1986-87 (20-13/10-4 MAAC)

Opponent		LSU	OPP
Nov. 28	Penn State *58	59
Nov. 29	Central Florida *68	43
Dec. 2	Temple66	70
Dec. 6	Army83	63
Dec. 9	at Villanova93	86
Dec. 13	at Maine79	66
Dec. 19	Georgia **65	82
Dec. 20	Eastern Kentucky **98	83
Dec. 26	Saint Joseph's +70	77
Dec. 27	Northeastern +102	85
Jan. 3	North Carolina (4)72	79
Jan. 6	Iona68	75
Jan. 8	at Fordham79	67
Jan. 10	Manhattan102	69
Jan. 13	at Holy Cross79	59
Jan. 17	at Fairfield60	63
Jan. 20	Saint Peter's65	56
Jan. 23	Fordham (OT)69	66
Jan. 28	at Iona100	85
Jan. 31	DePaul54	58
Feb. 4	at Notre Dame (OT)64	76
Feb. 7	at Manhattan76	62
Feb. 10	Holy Cross (HH)93	60
Feb. 13	Fairfield58	54
Feb. 16	Pennsylvania80	72
Feb. 21	at Saint Peter's68	61
Feb. 24	at Army59	68
Feb. 28	Fairfield %62	75
Mar. 12	at Villanova \$86	84
Mar. 17	at Niagara \$89	81
Mar. 21	Illinois State (PAL) \$70	50
Mar. 24	Ark.-L.R. (MSG) \$92	73
Mar. 26	S. Mississippi (MSG) \$80	84

* AMI Classic at Miami, FL
 ** Hawaiian Tropic Classic - Daytona Beach, FL
 + Jostens Classic at Palestra
 % MAAC Tournament at Meadowlands
 \$ National Invitation Tournament
 Head Coach: Bill "Speedy" Morris

1987-88 (24-10/14-0 MAAC)

Opponent		LSU	OPP
Nov. 27	Texas-San Antonio *74	51
Nov. 28	Delaware *86	72
Dec. 2	at Princeton63	62
Dec. 5	Pennsylvania61	66
Dec. 10	Army74	61
Dec. 12	at Fordham85	80
Dec. 18	Villanova **80	83
Dec. 19	Canisius **85	73
Dec. 23	Georgia +71	79
Dec. 24	Chaminade +90	60
Dec. 25	Dayton +69	66
Dec. 29	at Brigham Young82	95
Jan. 2	Notre Dame59	68
Jan. 9	at North Carolina (4)82	96
Jan. 11	at Richmond81	82
Jan. 14	at Temple (4)56	59
Jan. 16	Fairfield78	50
Jan. 19	Saint Joseph's63	73



YEAR-BY-YEAR SCORES

Jan. 21	Holy Cross119	108
Jan. 23	Manhattan95	70
Jan. 28	Iona101	83
Jan. 30	at Army64	51
Feb. 2	American73	65
Feb. 6	Fordham76	51
Feb. 9	Saint Peter's56	47
Feb. 13	at Fairfield75	57
Feb. 17	at Holy Cross102	83
Feb. 20	Manhattan (ME)92	74
Feb. 22	at Iona91	86
Feb. 25	at Saint Peter's67	64
Mar. 2	Manhattan62	51
Mar. 5	Holy Cross88	64
Mar. 7	Fordham79	70
Mar. 17	Kansas State \$\$\$ (20)53	66

* CBT Hartford Invitational at Hartford, CT
 ** Jostens Phila. Classic at Palestra
 + Chaminade Christmas Classic at Honolulu, HI
 % MAAC Tournament at Meadowlands
 \$\$ NCAA Tournament at Notre Dame, IN
 Head Coach: Bill "Speedy" Morris

1988-89 (26-6/13-1 MAAC)

	OpponentLSU	OPP
Nov. 18	at Syracuse *	(8).....76	92
Dec. 2	Georgia Southern **64	62
Dec. 3	Austin Peay**79	74
Dec. 5	Saint Joseph's81	57
Dec. 9	Pennsylvania ***77	61
Dec. 10	Long Beach State ***96	63
Dec. 14	at Saint Peter's78	74
Dec. 22	Villanova (OT)79	74
Dec. 29	South Carolina ^ (16)85	67
Dec. 30	Georgia ^85	95
Jan. 4	Temple57	67
Jan. 7	Richmond97	76
Jan. 12	at Fordham86	73
Jan. 14	Manhattan81	57
Jan. 19	at Holy Cross84	72
Jan. 21	at Fairfield65	61
Jan. 23	at Iona89	64
Jan. 25	Saint Peter's63	65
Jan. 28	Fordham77	66
Feb. 1	Iona91	62
Feb. 3	at Army94	70
Feb. 5	at American111	91
Feb. 9	Army88	67
Feb. 11	at Manhattan77	60
Feb. 13	Holy Cross101	82
Feb. 16	at Notre Dame78	80
Feb. 19	Fairfield85	67
Feb. 23	Florida State (12)101	100
Mar. 1	Fairfield %91	62
Mar. 4	Fordham85	69
Mar. 6	Saint Peter's %71	58
Mar. 16	Louisiana Tech \$\$\$74	83

* Pre-Season NIT
 ** Acme Boot Classic at Clarksville, TN
 *** Jostens Classic at Palestra
 ^ Cotton States Classic at Atlanta, GA
 % MAAC Tournament at Meadowlands
 \$\$ NCAA Tournament at Nashville, TN
 Head Coach: Bill "Speedy" Morris

1989-90 (30-2/16-0 MAAC)

	OpponentLSU	OPP
Nov. 24	SW Missouri State *62	58
Nov. 25	Fresh State *75	63
Dec. 2	at DePaul83	62
Dec. 11	Pennsylvania86	83
Dec. 21	Villanova71	70
Dec. 27	Ohio State **74	62
Dec. 28	Florida **76	69
Jan. 3	at Temple63	62
Jan. 6	Loyola Marymount (25)	116	121
Jan. 9	Siena106	90
Jan. 12	Notre Dame86	78

Jan. 15	Canisius89	77
Jan. 20	at Holy Cross84	81
Jan. 22	Loyola (Md.)89	69
Jan. 25	at Niagara87	69
Jan. 27	at Fordham98	72
Feb. 3	at Iona89	73
Feb. 5	Saint Peter's72	59
Feb. 8	at Fairfield78	51
Feb. 10	at Manhattan99	78
Feb. 12	at Saint Joseph's93	76
Feb. 16	Iona95	78
Feb. 18	Fairfield72	49
Feb. 20	at Loyola (Md.)110	81
Feb. 22	Manhattan100	60
Feb. 25	at Saint Peter's (OT)	...74	66
Feb. 27	Army106	73
Mar. 3	Fairfield %90	60
Mar. 4	Siena %106	90
Mar. 5	Fordham %71	61
Mar. 15	So. Mississippi \$\$\$79	63
Mar. 17	Clemson \$\$\$ (17)75	79

* Coors Light Classic at Fresno, CA
 ** Sugar Bowl Classic at New Orleans, LA
 % MAAC Tournament at Albany, NY
 \$\$ NCAA Tournament at Hartford, CT
 Head Coach: Bill "Speedy" Morris

1990-91 (19-10/12-4 MAAC)

	OpponentLSU	OPP
Nov. 28	Loyola (Md.)75	68
Dec. 3	at Pennsylvania (OT)	...84	80
Dec. 4	Brigham Young93	81
Dec. 9	at Florida State74	83
Dec. 15	Baylor *87	82
Dec. 16	Idaho *83	61
Dec. 22	at Villanova102	94
Dec. 31	at Loyola Marymount	...133	118
Jan. 5	Temple86	91
Jan. 8	at Iona74	77
Jan. 12	Niagara85	78
Jan. 17	at Loyola (Md.)94	84
Jan. 21	Siena67	64
Jan. 24	at Canisius89	74
Jan. 26	at Niagara77	65
Jan. 31	Fairfield84	65
Feb. 2	at Manhattan (MSG)	...76	66
Feb. 6	at Notre Dame68	84
Feb. 9	Canisius84	68
Feb. 11	at Fairfield73	54
Feb. 14	Saint Peter's57	58
Feb. 16	Saint Joseph's73	82
Feb. 18	Manhattan94	70
Feb. 20	at Siena76	93
Feb. 23	Iona93	70
Feb. 26	at Saint Peter's53	85
Mar. 2	Loyola (Md.) **86	70
Mar. 3	Saint Peter's **50	57
Mar. 15	at Massachusetts \$90	93

* Daiwa Ball at Tokyo, Japan
 ** MAAC Tournament at Albany, NY
 \$ National Invitation Tournament
 Head Coach: Bill "Speedy" Morris

1991-92 (20-11/12-4 MAAC)

	OpponentLSU	OPP
Nov. 29	California *99	76
Nov. 30	Richmond *63	78
Dec. 7	Siena65	68
Dec. 9	Villanova (SP)79	75
Dec. 21	Princeton (OT)46	47
Dec. 27	Oregon State **80	92
Dec. 28	Oregon **105	75
Jan. 4	Iona120	88
Jan. 9	Notre Dame79	87
Jan. 11	at Canisius85	78
Jan. 13	at Niagara93	77
Jan. 18	at Saint Peter's94	71
Jan. 19	Pennsylvania (SP)57	66
Jan. 23	at Temple78	67

Jan. 25	Canisius90	73
Jan. 28	at Manhattan65	67
Feb. 2	at Siena64	77
Feb. 7	at Iona88	79
Feb. 9	Loyola (Md.)99	85
Feb. 11	at Saint Joseph's (OT)	...80	84
Feb. 15	at Brigham Young81	80
Feb. 19	Saint Peter's65	52
Feb. 21	Fairfield69	50
Feb. 23	Niagara90	68
Feb. 26	at Loyola (Md.)60	62
Feb. 28	Manhattan90	67
Mar. 1	at Fairfield75	60
Mar. 7	Fairfield %88	66
Mar. 8	Siena %84	71
Mar. 9	Manhattan %77	76
Mar. 19	Seton Hall \$\$\$ (19)76	78

* Central Fidelity Classic at Richmond, VA
 ** Far West Classic at Portland, OR
 % MAAC Tournament at Albany, NY
 \$\$ NCAA Tournament at Greensboro, NC
 Head Coach: Bill "Speedy" Morris

1992-93 (14-13/9-5 MCC)

	OpponentLSU	OPP
Dec. 2	Philadelphia Textile59	53
Dec. 8	Pennsylvania44	71
Dec. 10	James Madison83	70
Dec. 12	Maryland76	93
Dec. 15	Temple (SP)60	87
Dec. 28	West Virginia *67	80
Dec. 30	Delaware State *83	74
Jan. 2	Richmond71	61
Jan. 5	at Kansas State59	79
Jan. 9	at Evansville70	82
Jan. 11	at Butler59	64
Jan. 14	Detroit Mercy (OT)80	73
Jan. 16	Loyola (Ill.)70	56
Jan. 19	Saint Joseph's (SP)66	53
Jan. 21	Duquesne81	78
Jan. 23	at Notre Dame63	72
Jan. 27	at Princeton60	65
Feb. 4	at Xavier49	56
Feb. 6	at Dayton72	64
Feb. 11	Evansville41	63
Feb. 13	Butler88	66
Feb. 18	at Detroit Mercy73	72
Feb. 20	at Loyola (Ill.)96	90
Feb. 27	at Duquesne68	65
Mar. 2	Xavier58	73
Mar. 6	Dayton (PAL)67	57
Mar. 11	Butler **70	77

* Valley Bank Fiesta Bowl Classic, Tucson, AZ
 ** MCC Tournament at Indianapolis, IN
 Head Coach: Bill "Speedy" Morris

1993-94 (11-16/4-6 MCC)

	OpponentLSU	OPP
Nov. 27	Princeton49	43
Dec. 1	at Illinois (16)73	99
Dec. 3	Yale *78	69
Dec. 4	Colorado *65	84
Dec. 8	Philadelphia Textile82	80
Dec. 10	at James Madison89	85
Dec. 28	Creighton **66	56
Dec. 29	Tennessee Tech **109	93
Dec. 30	Ohio **80	100
Jan. 3	at Richmond71	92
Jan. 5	Kansas State63	67
Jan. 8	Notre Dame (OT)84	81
Jan. 12	Saint Joseph's71	73
Jan. 15	Evansville (OT)81	92
Jan. 20	Temple (11)55	68
Jan. 22	at Loyola (Ill.)76	71
Jan. 25	Pennsylvania (SP)62	66
Jan. 29	at Detroit Mercy65	66
Feb. 5	Xavier66	73
Feb. 10	at Evansville65	63
Feb. 12	at Butler69	82



YEAR-BY-YEAR SCORES

Feb. 16	Detroit Mercy.....	80	67
Feb. 19	Loyola (Ill.)	77	63
Feb. 26	Butler	68	87
Feb. 28	Villanova (SP)	54	55
Mar. 3	at Xavier	77	79
Mar. 6	Detroit Mercy ***	70	87

* Mile High Classic at Boulder, CO
 ** Big Island Classic at Hilo, Hawaii
 *** MCC Tournament at Indianapolis, IN
 Head Coach: Bill "Speedy" Morris

1994-95 (13-14/7-7 MCC)

Opponent		LSU	OPP
Nov. 26	at Princeton.....	58	49
Dec. 2	Cal Poly SLO *	85	49
Dec. 3	San Francisco *	82	80
Dec. 9	Howard **	91	75
Dec. 10	Baylor **	75	64
Dec. 12	at Arizona (3)	76	92
Dec. 27	at Maryland (9)	80	96
Dec. 30	at Mount St. Mary's	68	65
Jan. 5	Illinois-Chicago	83	77
Jan. 7	Massachusetts % (4)	64	87
Jan. 12	at Wright State	74	65
Jan. 14	at Xavier	72	75
Jan. 17	at Pennsylvania (25)	71	90
Jan. 19	Cleveland State	76	67
Jan. 21	Detroit	73	75
Jan. 23	Saint Joseph's	76	83
Jan. 26	at Butler	73	71
Jan. 28	at Wisc.-Green Bay	60	76
Feb. 4	Loyola (Ill.)	92	71
Feb. 7	at Temple	50	67
Feb. 9	Xavier	77	84
Feb. 11	Wright State (PAL)	92	90
Feb. 16	at Cleveland State	78	81
Feb. 18	at Detroit	67	82
Feb. 22	at Northern Illinois	75	85
Feb. 25	Wisc.-Milwaukee	80	51
Mar. 4	Wisc.-Green Bay ***	46	54

* MetLife Classic at San Francisco, CA
 ** Dr Pepper Classic at Waco, TX
 % Atlantic City, NJ
 *** MCC Tournament at Dayton, OH
 Head Coach: Bill "Speedy" Morris

1995-96 (6-24/3-13 A-10)

Opponent		LSU	OPP
Nov. 24	Auburn *	60	70
Nov. 25	Illinois State *	65	72
Nov. 26	Western Kentucky *	63	71
Nov. 29	Miami (Ohio) %	53	74
Dec. 2	at Holy Cross	72	75
Dec. 6	Mount St. Mary's	66	81
Dec. 9	Marquette **	68	65
Dec. 13	at American	64	62
Dec. 27	Texas-El Paso ***	62	69
Dec. 28	Texas Tech ***	58	62
Jan. 3	Princeton	52	49
Jan. 6	Xavier	60	69
Jan. 13	at Virginia Tech	55	71
Jan. 15	Duquesne	73	69
Jan. 20	at Saint Joseph's (P)	65	67
Jan. 23	Temple	48	68
Jan. 25	at Xavier	59	60
Jan. 27	Pennsylvania (SP)(OT)	66	68
Feb. 1	at Duquesne	75	85
Feb. 3	St. Bonaventure	96	79
Feb. 6	Rhode Island	65	74
Feb. 10	at G. Washington	83	92
Feb. 12	Villanova (SP) (4)	50	90
Feb. 15	at Massachusetts (1)	53	70
Feb. 18	George Washington	76	70
Feb. 22	Virginia Tech	56	61
Feb. 24	Dayton	60	67
Feb. 28	at Dayton	64	66
Mar. 2	at Fordham (OT)	57	60
Mar. 6	Rhode Island &	59	85

% Gund Arena, Cleveland, OH

* Puerto Rico Shootout at San Juan, PR
 ** Atlantic City Shootout
 *** Sun Carnival at El Paso, TX
 & Atlantic 10 Tourn. at Phila. Civic Center
 Head Coach: Bill "Speedy" Morris

1996-97 (10-17/5-11 A-10)

Opponent		LSU	OPP
Nov. 30	at Mount St. Mary's	87	89
Dec. 6	So. Mississippi #	62	50
Dec. 7	at Iowa #	62	65
Dec. 10	American	75	59
Dec. 14	Drexel	63	58
Dec. 22	at Marquette	53	86
Dec. 28	Cal-Poly SLO ^	71	78
Dec. 29	Howard ^	72	59
Jan. 4	Holy Cross	73	56
Jan. 6	Massachusetts	50	56
Jan. 11	Dayton	63	51
Jan. 18	Duquesne	79	77
Jan. 20	at Virginia Tech	46	57
Jan. 23	Pennsylvania	60	67
Jan. 25	at G. Washington	52	56
Jan. 28	at Temple (2 OT)	67	70
Feb. 1	G. Washington (OT)	77	78
Feb. 3	Xavier (20)	67	83
Feb. 6	at Rhode Island	61	92
Feb. 10	Virginia Tech	59	56
Feb. 13	at Duquesne	77	86
Feb. 15	at St. Bonaventure	72	68
Feb. 20	at Dayton	72	82
Feb. 22	at Xavier (16)	67	79
Feb. 27	Fordham	94	73
Mar. 1	Saint Joseph's (23)	59	62
Mar. 5	Massachusetts &	49	64

Super Chevy Classic
 ^ Golden Bear Classic
 & Atlantic 10 Tournament
 Head Coach: Bill "Speedy" Morris

1997-98 (9-18/5-11 A-10)

Opponent		LSU	OPP
Nov. 29	Mount St. Mary's	81	57
Dec. 6	at Howard	71	62
Dec. 10	at Niagara	60	84
Dec. 12	Miami (OH) *	66	71
Dec. 13	Texas Southern *	73	67
Dec. 20	at Drexel	70	75
Dec. 27	Arizona State **	78	111
Dec. 28	Boston University **	65	77
Jan. 2	Villanova	72	65
Jan. 4	at G. Washington	68	78
Jan. 7	at Xavier (19)	67	104
Jan. 10	at Dayton	72	89
Jan. 13	Rhode Island (20)	73	84
Jan. 17	Temple	66	80
Jan. 20	Dayton	73	60
Jan. 25	St. Bonaventure (OT)	89	81
Jan. 27	at Virginia Tech	72	68
Jan. 31	at Duquesne	78	89
Feb. 2	Xavier (24)	59	91
Feb. 5	Geo. Washington (22)	65	82
Feb. 7	at Fordham	80	86
Feb. 10	at Pennsylvania	64	82
Feb. 14	at Massachusetts (20)	71	81
Feb. 18	Duquesne	80	77
Feb. 21	Virginia Tech	74	64
Feb. 28	at Saint Joseph's (Pa.)	69	73
Mar. 4	Saint Joseph's &	72	73

& Atlantic 10 Tournament
 ** Carrier Classic
 *** Tribune Classic
 Head Coach: Bill "Speedy" Morris

1998-99 (13-15/8-8 A-10)

Opponent		LSU	OPP
Nov. 14	at Mt. St. Mary's (OT)	88	92
Nov. 21	Howard	85	63

Nov. 27	Northeastern @	85	92
Nov. 28	Cornell @	61	63
Dec. 5	at Seton Hall	55	73
Dec. 11	E. Washington &	67	59
Dec. 12	Purdue & (9)	59	80
Dec. 19	Drexel	59	57
Dec. 23	Niagara	77	74
Jan. 3	at Temple	45	82
Jan. 6	Duquesne	85	73
Jan. 9	at G. Washington	75	93
Jan. 12	Virginia Tech	75	67
Jan. 14	Pennsylvania	58	62
Jan. 16	Dayton	81	70
Jan. 21	at Rhode Island (PCC)	62	75
Jan. 23	Saint Joseph's (SP) (20T)	98	95
Jan. 28	at St. Bonaventure	63	68
Jan. 31	at Virginia Tech	69	87
Feb. 3	George Washington	70	72
Feb. 6	Xavier	88	75
Feb. 10	Fordham	78	71
Feb. 16	at Xavier	71	88
Feb. 20	at Duquesne	78	86
Feb. 23	Massachusetts	63	60
Feb. 27	at Dayton	86	74
Mar. 3	Saint Joseph's #	81	54
Mar. 4	Rhode Island #	58	83

@ Lobo Classic
 & Boilermaker Invitational
 # Atlantic 10 Tournament
 Head Coach: Bill "Speedy" Morris

1999-00 (11-17/5-11 A-10)

Opponent		LSU	OPP
Nov. 20	Mount St. Mary's	73	64
Nov. 23	C. Connecticut State	70	60
Nov. 26	High Point *	85	62
Nov. 27	vs. Alabama *	70	85
Dec. 4	at Northwestern	62	44
Dec. 7	Pennsylvania	83	76
Dec. 18	at Drexel	70	54
Dec. 22	at Syracuse (9)	52	68
Dec. 29	Butler %	36	43
Dec. 30	Texas A&M %	69	70
Jan. 5	at Duquesne	63	83
Jan. 9	St. Bonaventure	51	66
Jan. 12	at Villanova	72	80
Jan. 15	Rhode Island	66	75
Jan. 18	Temple	50	72
Jan. 23	at Xavier	80	49
Jan. 25	at Dayton	60	69
Jan. 29	at George Washington	75	99
Feb. 5	Virginia Tech	71	64
Feb. 9	at Massachusetts	48	82
Feb. 12	George Washington	77	68
Feb. 15	at Saint Joseph's	59	56
Feb. 19	at Fordham	70	74
Feb. 23	Dayton	64	71
Feb. 27	Xavier	60	70
Mar. 1	at Virginia Tech	86	96
Mar. 4	Duquesne	67	58
Mar. 8	vs. Saint Joseph's #	56	65

* Games at Alabama Traditions Classic

% Games at Cable Car Classic

Atlantic 10 Tournament
 Head Coach: Bill "Speedy" Morris

2000-01 (12-17/5-11 A-10)

Opponent		LSU	OPP
Nov. 17	vs. UNC-Wilmington @	78	71
Nov. 18	at Oklahoma @ (21)	72	89
Nov. 22	at C. Connecticut St.	79	73
Nov. 25	at Ala.-Birmingham	62	73
Dec. 2	vs. Seton Hall (8) (P)	54	63
Dec. 7	at Pennsylvania	61	59
Dec. 10	Northwestern	62	44
Dec. 14	vs. Villanova (P)	72	79
Dec. 18	Drexel	74	56
Dec. 28	vs. Lafayette ^ (OT)	81	78
Dec. 29	at California ^	59	81



YEAR-BY-YEAR SCORES

Jan. 4	Temple.....	61	75
Jan. 7	at Xavier.....	66	81
Jan. 13	at G. Washington.....	54	76
Jan. 17	Duquesne.....	82	69
Jan. 21	at Dayton.....	43	62
Jan. 25	Massachusetts.....	58	62
Jan. 27	at Rhode Island (2OT).....	92	96
Jan. 31	Fordham.....	68	59
Feb. 3	St. Bonaventure (OT).....	76	80
Feb. 6	Rhode Island.....	84	68
Feb. 10	at Fordham.....	81	72
Feb. 14	at St. Bonaventure.....	73	82
Feb. 20	at Duquesne.....	55	60
Feb. 25	Xavier.....	55	79
Feb. 28	at Temple.....	58	60
Mar. 3	Saint Joseph's (18).....	91	90
Mar. 7	vs. Fordham *.....	86	67
Mar. 8	vs. Saint Joseph's *.....	74	82

@ Sooner Holiday Invitational
 ^ Golden Bear Classic
 * Atlantic 10 Tournament
 Head Coach: Bill "Speedy" Morris



BILLY HAHN
 Head Coach
 2001-04
 (3 seasons)
 37 wins,
 54 losses

2001-02 (15-17/6-10 A-10)

Opponent.....	LSU	OPP
Nov. 18	vs. Morris Brown**.....	63 49
Nov. 19	vs. Clemson**.....	69 81
Nov. 20	vs. UAB**.....	63 58
Nov. 24	at Delaware (OT).....	78 84
Nov. 27	at Villanova (OT).....	61 58
Nov. 30	vs. So. Methodist†.....	63 72
Dec. 1	vs. Alabama State †.....	42 55
Dec. 5	Rutgers.....	56 81
Dec. 8	vs. Drexel (P).....	80 70
Dec. 16	at Seton Hall.....	71 68
Dec. 22	UAB.....	56 53
Dec. 28	at Marist.....	70 64
Jan. 5	at Richmond.....	57 77
Jan. 10	St. Bonaventure.....	62 68
Jan. 13	at George Washington.....	72 75
Jan. 16	at Duquesne.....	62 54
Jan. 19	Xavier.....	64 71
Jan. 23	Dayton.....	67 71
Jan. 26	at Fordham.....	63 74
Jan. 29	Pennsylvania (OT).....	76 81
Feb. 2	George Washington.....	83 70
Feb. 6	at Saint Joseph's (P).....	71 80
Feb. 9	at Massachusetts.....	47 62
Feb. 13	Temple.....	71 67
Feb. 16	Richmond.....	59 56
Feb. 19	Duquesne.....	80 65
Feb. 23	Rhode Island.....	77 64
Feb. 28	at Xavier.....	53 68
Mar. 2	at Dayton.....	72 95
Mar. 6	vs. Fordham *.....	83 63
Mar. 7	vs. Temple *.....	72 66
Mar. 8	vs. Richmond *.....	60 68

** Paradise Jam Tournament, University of the Virgin Islands, St. Thomas, USVI
 † Gazette Hawkeye Challenge, Iowa City, Iowa
 * Atlantic 10 Tournament
 Head Coach: Billy Hahn

2002-03 (13-16/6-10 A-10)

Opponent.....	LSU	OPP
Nov. 22	Delaware.....	73 56
Nov. 26	Lafayette.....	70 66
Nov. 30	Marist.....	80 97
Dec. 3	at James Madison.....	67 59
Dec. 7	Villanova (P).....	71 74

Dec. 14	at Cincinnati (23).....	61 64
Dec. 21	at USC.....	63 89
Dec. 28	Cornell.....	73 59
Dec. 30	Quinnipiac.....	82 71
Jan. 4	at Rutgers (OT).....	83 75
Jan. 8	at Dayton.....	72 76
Jan. 11	George Washington.....	67 49
Jan. 14	at Xavier.....	47 80
Jan. 18	at St. Bonaventure †.....	77 87
Jan. 22	Massachusetts.....	78 57
Jan. 25	Richmond.....	55 62
Jan. 28	vs. Pennsylvania (P).....	66 79
Feb. 1	Dayton.....	70 75
Feb. 5	Fordham.....	74 61
Feb. 8	at Duquesne.....	82 74
Feb. 12	at Rhode Island.....	65 77
Feb. 19	Xavier (18).....	71 93
Feb. 22	at G. Washington.....	67 76
Feb. 24	Saint Joseph's (P).....	53 75
Mar. 1	Duquesne.....	71 66
Mar. 6	at Temple.....	58 68
Mar. 8	at Richmond.....	62 75
Mar. 10	Fordham *.....	74 62
Mar. 13	vs. Saint Joseph's *.....	48 68

* Atlantic 10 Tournament
 † La Salle awarded win by forfeit
 Head Coach: Billy Hahn

2003-04 (10-20/5-11 A-10)

Opponent.....	LSU	OPP
Nov. 21	Wichita State **.....	71 74
Nov. 22	Hampton **.....	64 68
Nov. 24	Appalachian State **.....	48 59
Nov. 29	at Lafayette.....	63 83
Dec. 3	James Madison.....	79 71
Dec. 6	Villanova (P).....	61 74
Dec. 13	at Florida Int'l.....	64 55
Dec. 20	Mount St. Mary's.....	74 55
Dec. 22	Va. Commonwealth.....	54 55
Dec. 29	South Carolina St. ^.....	76 63
Dec. 30	vs. Chattanooga ^.....	71 65
Jan. 3	Seton Hall (P).....	74 86
Jan. 7	at Massachusetts.....	78 64
Jan. 10	Richmond.....	66 55
Jan. 14	Penn.....	47 71
Jan. 17	at George Washington.....	57 74
Jan. 21	at Xavier.....	45 84
Jan. 24	Dayton.....	75 77
Jan. 28	at Duquesne.....	74 70
Feb. 4	Rhode Island.....	54 58
Feb. 7	Saint Joseph's (P).....	63 89
Feb. 11	Duquesne.....	71 55
Feb. 14	St. Bonaventure.....	89 78
Feb. 18	Xavier.....	68 78
Feb. 21	at Richmond.....	50 66
Feb. 25	Temple (OT).....	70 74
Feb. 28	at Dayton.....	58 72
Mar. 3	at Fordham.....	75 83
Mar. 6	George Washington.....	72 87
Mar. 10	Rhode Island *.....	42 55

** Paradise Jam Tournament, University of the Virgin Islands, St. Thomas, USVI
 ^ Dr Pepper Classic, Chattanooga, TN
 * Atlantic 10 Tournament
 Head Coach: Billy Hahn



DR. JOHN GIANNINI
 Head Coach
 2004-Present
 (7 seasons)
 98 wins,
 115 losses

2004-05 (10-19/5-11 A-10)

Opponent.....	LSU	OPP
Nov. 20	James Madison.....	50 59

Nov. 24	vs. Hofstra.....	59 79
Nov. 30	Southern California.....	71 62
Dec. 4	Penn @%.....	67 78
Dec. 8	C. Connecticut St.....	48 60
Dec. 11	Villanova (P).....	43 54
Dec. 18	at VCU.....	52 63
Dec. 22	at Cincinnati (22).....	63 84
Dec. 28	at American.....	66 53
Dec. 31	at Mount St. Mary's.....	72 58
Jan. 5	at G. Washington (24).....	42 71
Jan. 8	at St. Bonaventure.....	68 57
Jan. 11	Florida Int'l (OT).....	74 72
Jan. 15	Saint Joseph's (P).....	38 73
Jan. 19	George Washington.....	66 84
Jan. 22	at Dayton.....	58 66
Jan. 26	Richmond.....	71 78
Jan. 29	Duquesne.....	67 72
Feb. 2	at Xavier.....	50 62
Feb. 6	Fordham (OT).....	90 88
Feb. 9	at Richmond.....	76 68
Feb. 12	Dayton.....	45 56
Feb. 15	at Rhode Island.....	73 63
Feb. 19	Massachusetts (OT).....	66 69
Feb. 23	at Duquesne.....	72 77
Feb. 27	Xavier (OT).....	53 52
Mar. 5	at Temple.....	67 73
Mar. 9	Massachusetts (OT) *.....	70 64
Mar. 10	Xavier *.....	70 83

* Atlantic 10 Tournament
 Head Coach: Dr. John Giannini

2005-06 (18-10/10-6 A-10)

Opponent.....	LSU	OPP
Nov. 20	at UMB.....	70 55
Nov. 26	American.....	75 63
Nov. 30	Mount St. Mary's.....	73 51
Dec. 03	vs. Drexel (P).....	62 50
Dec. 11	at James Madison.....	70 58
Dec. 18	at C. Connecticut St.....	107 106
Dec. 20	Florida International.....	70 61
Dec. 22	at Villanova (3).....	57 98
Dec. 28	St. Francis.....	85 55
Dec. 30	Hofstra.....	70 71
Jan. 04	Duquesne.....	84 61
Jan. 07	at Richmond.....	67 56
Jan. 11	Charlotte.....	52 64
Jan. 14	at Temple.....	52 68
Jan. 18	Rhode Island.....	68 71
Jan. 21	at Saint Joseph's (P).....	54 66
Jan. 25	at Penn.....	65 73
Jan. 29	Massachusetts.....	68 61
Feb. 01	at Duquesne.....	75 66
Feb. 04	Temple.....	62 56
Feb. 08	at Massachusetts.....	65 44
Feb. 11	at Xavier.....	79 70
Feb. 15	St. Bonaventure.....	74 62
Feb. 18	Dayton.....	74 71
Feb. 22	at George Washington (6).....	65 77
Mar. 01	at Fordham.....	74 83
Mar. 04	Saint Louis.....	62 52
Mar. 09	vs Fordham *.....	62 64

* Atlantic 10 Tournament
 Head Coach: Dr. John Giannini

2006-07 (10-20/3-13 A-10)

Opponent.....	LSU	OPP
Nov. 18	Mount St. Mary's.....	66 60
Nov. 21	Howard.....	84 78
Nov. 25	at Saint Francis.....	69 60
Dec. 01	vs Coppin State.....	68 69
Dec. 02	vs Texas-Pan Am.....	64 63
Dec. 07	UMBC.....	67 78
Dec. 16	at Cent. Connecticut.....	86 73
Dec. 20	Morgan State.....	102 76
Dec. 23	Villanova.....	51 64
Dec. 28	Holy Cross.....	48 68
Dec. 29	Delaware.....	56 58
Dec. 30	Niagara.....	82 88
Jan. 03	at Rhode Island #.....	66 69



YEAR-BY-YEAR SCORES

Jan. 06	Massachusetts #.....	71	79
Jan. 10	at Duquesne #.....	79	63
Jan. 13	at Dayton #.....	82	84
Jan. 16	NJIT.....	78	59
Jan. 18	Penn.....	92	93
Jan. 21	at St. Bonaventure #.....	73	87
Jan. 24	Richmond #.....	79	56
Jan. 27	Fordham #.....	54	62
Jan. 31	at Charlotte #.....	80	87
Feb. 04	at Temple #.....	64	89
Feb. 07	Duquesne #.....	105	111
Feb. 10	Saint Joseph's #@.....	50	72
Feb. 14	Temple #.....	77	72
Feb. 17	at Saint Louis #.....	55	59
Feb. 24	George Washington #.....	74	86
Feb. 28	at Massachusetts #.....	63	102
Mar. 03	Xavier #.....	65	76

@ Games played at the Palestra
% Philadelphia Big 5

* Atlantic 10 Tournament
Conference Game

Head Coach: John Giannini

2007-08 (15-17/8-8 A-10)

	Opponent.....	LSU	OPP
Nov. 13	UMBC.....	69	76
Nov. 17	at Mount St. Mary's.....	66	63
Nov. 20	at Howard.....	63	69
Nov. 24	Saint Francis.....	65	59
Nov. 28	CCSU.....	59	55
Dec. 03	at Bucknell.....	66	67
Dec. 08	at Morgan State.....	87	93
Dec. 19	vs. PR-Mayaguez.....	117	86
Dec. 21	vs. Ole Miss.....	77	84
Dec. 22	vs. DePaul.....	88	93
Dec. 29	at Villanova (18).....	58	71
Jan. 05	at Florida State.....	76	81
Jan. 09	Richmond #.....	74	75
Jan. 12	at St. Bonaventure #.....	72	61
Jan. 15	at Penn.....	62	58
Jan. 19	at Richmond #.....	76	67
Jan. 23	Charlotte #.....	78	84
Jan. 26	Saint Louis #.....	74	81
Jan. 30	St. Bonaventure #.....	84	61
Feb. 02	at Xavier # (15).....	62	75
Feb. 06	at G. Washington #.....	80	58
Feb. 09	Duquesne #.....	84	101
Feb. 13	NJIT.....	87	65
Feb. 18	at Saint Joseph's #.....	90	89
Feb. 21	Dayton (OT) #.....	81	78
Feb. 24	at Duquesne #.....	75	72
Feb. 27	at Fordham #.....	83	78
Mar. 01	Rhode Island #.....	85	91
Mar. 05	at Massachusetts #.....	63	100
Mar. 08	Temple #.....	66	85
Mar. 12	vs. Duquesne.....	82	79
Mar. 13	vs. Temple.....	75	84

@ Games played at the Palestra
% Philadelphia Big 5

* Atlantic 10 Tournament
Conference Game

Head Coach: John Giannini

2008-09 (18-13/9-7 A-10)

	Opponent.....	LSU	OPP
Nov. 15	Morgan State.....	65	61
Nov. 18	Florida State.....	61	65
Nov. 21	vs. Connecticut** (2).....	81	89
Nov. 22	vs. Southern Miss**.....	72	76
Nov. 24	vs. Valparaiso**.....	75	70
Dec. 02	Bucknell.....	68	65
Dec. 06	at Hartford.....	70	64
Dec. 14	Villanova % (15).....	59	70
Dec. 17	Rider.....	92	75
Dec. 20	at Cornell.....	70	79
Dec. 23	Mount St. Mary's.....	65	59
Dec. 31	Manhattan.....	89	64
Jan. 03	Howard.....	81	66
Jan. 11	Temple #.....	68	75

Jan. 14	at Charlotte #.....	68	61
Jan. 18	at Xavier # (15).....	53	73
Jan. 21	Penn %.....	79	70
Jan. 24	at Massachusetts #.....	62	54
Jan. 28	George Washington #.....	76	66
Jan. 31	at Rhode Island #.....	88	98
Feb. 04	Dayton #.....	61	63
Feb. 07	at St. Bonaventure #.....	67	72
Feb. 11	at G. Washington #.....	68	57
Feb. 14	Saint Joseph's #%@.....	75	68
Feb. 18	Richmond #.....	53	62
Feb. 22	Duquesne #.....	68	79
Feb. 26	at Temple #%.....	70	63
Mar. 01	Massachusetts #.....	97	88
Mar. 04	Fordham #.....	79	59
Mar. 07	at Saint Louis #.....	68	62
Mar. 11	vs. Saint Louis*.....	60	62

** Paradise Jam Tournament,
University of the Virgin Islands,
St. Thomas, USVI

@ Games played at the Palestra
% Philadelphia Big 5

* Atlantic 10 Tournament
Conference Game

Head Coach: John Giannini

2009-10 (12-18/4-12 A-10)

	Opponent.....	LSU	OPP
Nov. 14	Hampton.....	83	80
Nov. 19	South Carolina**.....	68	78
Nov. 20	Davidson**.....	84	70
Nov. 22	Tulane**.....	61	59
Nov. 28	at Villanova% (4).....	63	81
Dec. 3	Lafayette.....	79	67
Dec. 6	Hartford.....	75	62
Dec. 9	at Rider.....	69	60
Dec. 12	at Kansas^ (1).....	65	90
Dec. 19	Bucknell.....	83	70
Dec. 21	at Oklahoma St. &.....	62	77
Dec. 29	Cornell.....	75	78
Jan. 3	at Binghamton.....	61	66
Jan. 7	Xavier #.....	62	68
Jan. 10	at Massachusetts *\$.....	80	74
Jan. 13	G. Washington #.....	65	64
Jan. 16	at Richmond #.....	63	67
Jan. 20	at Penn %@.....	76	57
Jan. 23	Charlotte #.....	82	84
Jan. 27	at Fordham #.....	80	73
Jan. 30	at Temple # (15).....	52	64
Feb. 2	Rhode Island #.....	83	90
Feb. 6	Saint Louis #.....	65	68
Feb. 14	at Duquesne #.....	82	103
Feb. 18	at Dayton #.....	54	68
Feb. 21	St. Bonaventure #.....	66	77
Feb. 24	at G. Washington #.....	72	81
Feb. 28	Temple #% (20).....	53	65
Mar. 3	Massachusetts #.....	89	78
Mar. 6	at Saint Joseph's #%.....	59	74

** Charleston Classic, Charleston, SC

^ Kansas City, MO

& Oklahoma City, OK

\$ Springfield, MA

@ Games played at the Palestra

% Philadelphia Big 5

* Atlantic 10 Tournament

Conference Game

Head Coach: John Giannini

2010-11 (15-18/6-10 A-10)

	Opponent.....	LSU	OPP
Nov. 12	COLUMBIA.....	82	71
Nov. 16	at Baylor.....	64	74
Nov. 18	PRAIRIE VIEW A&M.....	88	74
Nov. 20	MORGAN STATE.....	79	74
Nov. 23	vs Providence \$.....	84	73
Nov. 24	vs Missouri \$.....	71	83
Nov. 29	DELAWARE STATE.....	65	61
Dec. 4	OKLA. ST. @ (2OT).....	87	92
Dec. 9	at Boston Univ.....	84	81

Dec. 12	VILLANOVA (12) %.....	81	84
Dec. 17	BUCKNELL.....	77	89
Dec. 22	RIDER.....	68	77
Dec. 29	TOWSON (OT).....	90	93
Jan. 2	BINGHAMTON.....	87	64
Jan. 5	at Geo. Washington#.....	67	72
Jan. 8	RICHMOND #.....	68	87
Jan. 12	PENN (OT) %.....	89	83
Jan. 15	at Massachusetts # ^.....	71	74
Jan. 19	DUQUESNE#.....	71	88
Jan. 22	at Rhode Island #.....	76	75
Jan. 27	SAINT JOSEPH'S @#%.....	76	72
Jan. 29	at Charlotte # (2OT).....	91	86
Feb. 2	TEMPLE #.....	67	71
Feb. 5	DAYTON #.....	81	85
Feb. 9	at Saint Louis #.....	78	77
Feb. 12	at St. Bonaventure #.....	61	82
Feb. 19	G. WASHINGTON #.....	80	82
Feb. 22	at Xavier (25) #.....	62	100
Feb. 27	MASSACHUSETTS #.....	72	51
Mar. 2	FORDHAM #.....	86	61
Mar. 5	at Temple #&.....	82	90
Mar. 8	at St. Bona. * (2OT).....	75	73
Mar. 11	vs Temple *.....	76	96

\$ Cancun Classic, Cancun Mexico

@ Games played at the Palestra

% Philadelphia Big 5

* Atlantic 10 Tournament

& Atlantic City, NJ

Conference Game

Head Coach: John Giannini



NATIONAL/REGIONAL HONORS

National Player of the Year

1955 Tom GolaUPI
 1980 Michael BrooksNABC
 1990 Lionel Simmons...UPI, AP,
 USBWA, NABC,
 Wooden, Naismith

Consensus All-Americans

1953 Tom Gola1st
 1954 Tom Gola1st
 1955 Tom Gola1st
 1971 Ken Durrett2nd
 1980 Michael Brooks.....1st
 1989 Lionel Simmons2nd
 1990 Lionel Simmons1st

NABC All-District

1950 Larry Foust1st
 1952 Tom GolaHM
 1953 Tom Gola1st
 Norman GrekinHM
 1954 Tom Gola1st
 1955 Tom Gola1st
 1960 Joe Heyer3rd

Player of the Year

2006 Steven Smith
 2005 Steven Smith

Rookie of the Year

2003 Gary Neal

Student-Athlete of the Year

2011: Steve Weingarten
 2010 Yves Mekongo

All-Atlantic 10

2010 Rodney Green2nd
 2009 Rodney Green2nd
 2008 Darnell Harris2nd
 2006 Steven Smith1st
 2005 Steven Smith1st
 2004 Gary Neal2nd
 Steven Smith3rd
 2002 Rasual Butler1st
 2001 Rasual Butler1st
 Victor Thomas2nd
 2000 Donnie Carr2nd
 Rasual Butler3rd
 1999 Donnie Carr2nd
 K'Zell Wesson3rd
 1998 Donnie Carr3rd
 1996 Romaine Haywood3rd

1961 Bill RafteryHM
 1962 Bob McAteer3rd
 1963 Frank Corace1st
 Bill Raftery3rd
 1964 Frank Corace1st
 1967 Hubie Marshall3rd
 1968 Larry Cannon2nd
 1969 Larry Cannon1st
 Ken Durrett2nd
 1970 Ken Durrett2nd
 1971 Ken Durrett1st
 Bob Fields3rd
 1973 Jim Crawford2nd
 1974 Joe Bryant3rd
 Bill Taylor3rd
 1975 Joe Bryant1st
 Bill Taylor2nd
 1976 Charles Wise2nd
 1978 Michael Brooks1st
 1979 Michael Brooks1st
 1980 Michael Brooks1st
 1981 Kevin Lynam1st
 1984 Steve Black1st
 Ralph Lewis2nd

1985 Steve Black1st
 Ralph Lewis2nd
 1986 Chip Grenberg2nd
 1987 Lionel Simmons2nd
 1988 Lionel Simmons2nd
 1989 Lionel Simmons1st
 1990 Lionel Simmons1st
 1990 Doug Overton1st
 1991 Doug Overton1st
 1992 Randy Woods1st
 1995 Kareem Townes1st
 1997 Donnie Carr2nd
 1998 Donnie Carr2nd
 1999 Donnie Carr2nd
 2000 Donnie Carr2nd
 2001 Rasual Butler2nd
 2002 Rasual Butler1st
 2004 Gary Neal2nd
 2005 Steven Smith2nd
 2006 Steven Smith1st
 2009 Rodney Green2nd
 2010 Rodney Green1st

ATLANTIC 10 HONORS

All-Rookie Team

2011 Tyreek Duren
 2010 Aaric Murray
 2008 Jerrell Williams
 2007 Rodney Green
 2003 Gary Neal
 Steven Smith
 2002 Mike Cleaves
 1997 Donnie Carr

Academic All-Conference

2011 Steve Weingarten
 2010 Yves Mekongo
 2009 Yves Mekongo
 2008 Yves Mekongo
 1997 Mike Gizzi
 1996 Mike Gizzi

Player of the Week

2009-10: Rodney Green (11/23)
 2008-09: Rodney Green (3/8)
 2007-08: Darnell Harris (2/17)
 2005-06: Steven Smith
 (12/3, 12/24, 2/18, 3/6)
 2004-05: Steven Smith
 (12/25, 1/1, 2/12)
 2003-04: Gary Neal (1/3)
 2001-02: Rasual Butler (11/24,
 12/22, 2/23)

2000-01: Rasual Butler
 (1/27, 2/10)
 1998-99: Donnie Carr
 (12/12, 1/23, 2/6, 2/27)

Rookie of the Week

2010-11: Tyreek Duren
 (11/15, 12/6, 1/3)
 2009-10: Aaric Murray
 (11/15, 1/17, 1/31)
 2007-08: Jerrell Williams
 (12/23, 12/30, 1/13)
 2006-07: Rodney Green
 (12/17, 1/14, 1/21)
 2006-07: Kimmani Barrett (2/11)
 2005-06: Marshall Taylor (1/8)
 2005-06: Paul Johnson (1/1)
 2004-05: Darnell Harris (1/29)
 2002-03: Gary Neal
 (11/30, 12/7,
 2/1, 2/15, 2/22)
 2002-03: Steven Smith
 (1/4, 1/11, 1/25)
 2001-02: Mike Cleaves
 (12/29, 3/3)
 1996-97: Donnie Carr
 (11/30, 12/14,
 12/28, 2/1, 3/2)



PHILADELPHIA BIG 5 HONORS

All-Big 5

2010-11 Aaric Murray2nd
 2009-10 Rodney Green1st
 Aaric Murray2nd
 2008-09 Rodney Green1st
 2007-08 Darnell Harris1st
 Rodney Green2nd
 2006-07 Darnell Harris2nd
 2005-06 Steven Smith1st
 Jermaine Thomas ...2nd
 2004-05 Steven Smith1st
 2003-04 Steven Smith1st
 2002-03 Gary Neal1st
 2001-02 Rasual Butler1st
 2000-01 Rasual Butler1st
 Victor Thomas2nd
 1999-0 Donnie Carr1st
 Rasual Butler2nd
 Victor Thomas2nd
 1998-99 K'Zell Wesson1st,
 Donnie Carr1st
 1997-98 Donnie Carr1st
 K'Zell Wesson2nd
 1996-97 Donnie Carr1st
 Mike Gizzi2nd
 1995-96 Romaine Haywood .2nd
 1994-95 Kareem Townes1st
 Paul Burke2nd
 1993-94 Kareem Townes2nd
 1992-93 Kareem Townes2nd
 1991-92 Jack Hurd1st
 Randy Woods1st
 1990-91 Doug Overton1st
 Randy Woods1st
 1989-90 Doug Overton1st
 Lionel Simmons1st
 Randy Woods2nd
 1988-89 Doug Overton1st
 Lionel Simmons1st
 Jack Hurd2nd

1987-88 Lionel Simmons1st
 Tim Legler2nd
 1986-87 Tim Legler1st
 Lionel Simmons2nd
 1985-86 Chip Greenberg1st
 1984-85 Ralph Lewis1st
 1983-84 Steve Black.....1st
 Ralph Lewis1st
 Albert Butts.....2nd
 1982-83 Steve Black.....1st
 Ralph Lewis.....2nd
 1981-82 Steve Black.....1st
 1980-81 Kevin Lynam1st
 1979-80 Michael Brooks.....1st
 1978-79 Michael Brooks1st
 1977-78 Michael Brooks1st
 1976-77 Michael Brooks1st
 1975-76 Charlie Wise1st
 1974-75 Joe Bryant1st
 Bill Taylor1st
 1973-74 Joe Bryant1st
 Bill Taylor1st
 1972-73 Jim Crawford1st
 1970-71 Ken Durrett1st
 Bob Fields.....1st
 1969-70 Ken Durrett1st
 1968-69 Larry Cannon1st
 Ken Durrett1st
 Bernie Williams1st
 1967-68 Larry Cannon1st
 1966-67 Larry Cannon1st,
 Hubie Marshall1st
 1965-66 Hubie Marshall1st
 1964-65 Curt Fromal.....1st
 1963-64 Frank Corace.....1st
 1962-63 Frank Corace.....1st
 1961-62 Bob McAteer.....1st
 1960-61 Bob McAteer.....1st
 1959-60 Bob Alden.....1st
 1958-59 Bob Herdelin1st
 1956-57 Tom Garberina.....1st
 Al Lewis1st

Geasey Award (MVP)

1991-92 Randy Woods
 1989-90 Lionel Simmons
 1988-89 Lionel Simmons
 1987-88 Lionel Simmons
 1983-84 Ralph Lewis
 1979-80 Michael Brooks
 1977-78 Michael Brooks
 1975-76 Charlie Wise
 1970-71 Ken Durrett
 1969-70 Ken Durrett
 1968-69 Ken Durrett

Zinkoff Award (Rookie of the Year)*

2009-10 Aaric Murray
 2001-02 Mike Cleaves
 *Since 1988-89

Palumbo Award (Leading Scorer)*

1999-00 Rasual Butler
 1997-98 Donnie Carr
 1996-97 Donnie Carr
 1989-90 Lionel Simmons
 *Since 1988-89

Kaselman Award (Top Foul Shooter)*

1997-98 Donnie Carr
 *Since 1988-89

Merrill Award (Sportsmanship)*


2009-10 Yves Mekongo
 1989-90 Bob Johnson
 *Since 1988-89

Student-Athlete of the Year*

2010-11 Steve Weingarten




RETIRED JERSEYS



MICHAEL BROOKS

- United States Basketball Writers Association “Player of the Year” 1980
- Olympic team captain, 1980
- Big Five “Player of the Year” 1978, 1980
- Big Five Hall of Fame 1986
- Widmer Eastern College “Player of the Year” 1980
- Eastman Kodak Player of the Year, 1980



KEN DURRETT

- Second Team All-American, 1971
- Chosen Philadelphia Big Five MVP in 1969, 1970 and 1971
- Inducted into Big 5 Hall of Fame



RETIRED JERSEYS



TOM GOLA

- Named to Basketball Hall of Fame in Springfield, Massachusetts, in 1975
- Coach of the Year, New York and Philadelphia Sports Writers, 1969
- 1979 NCAA Silver Anniversary Award
- “Living Sports Legend,” Philadelphia Sports Writers Association, 1985
- Madison Square Garden Hall of Fame
- Madison Square Garden All-Time Team
- Pennsylvania Sports Hall of Fame
- SPORT Magazine All-Time All-American Team
- Helms College Basketball Hall of Fame
- Big Five Hall of Fame, 1986 (Coach) & 2000 (pre-Big 5 inductee)



LIONEL SIMMONS

- The 1990 John R. Wooden Award Eastman Kodak Award (NABC)
- Joe Lapchick Award (Basketball Hall of Fame) and the Naismith Award.
- The 1990 Player of the Year by: Associated Press, United Press International, U.S. Basketball Writers Association (Mercedes Benz Award), Basketball Weekly, World Almanac, ESPN, Cawood Ledford Productions
- Metro Atlantic Athletic Conference Player of the Year (1988, 1989, 1990)
- Philadelphia Big 5 Player of the Year (1988-89-90)
- Philadelphia Big 5 Hall of Fame, 1996



NATIONAL CHAMPIONS
1952 NIT CHAMPIONS



First row (L to R): Frank O'Hara, Jim Warrington, Charles Donnelly, Ed Altieri, Tom McCormick. Second Row (L to R): Tom Gola, Newt Jones, Norm Grekin, Fred lehle, Dick Brown, Jackie Moore. Third Row (L to R): Harry Bruner (Trainer), Joe Gilson, Jack French, Bill Katheder, Jim O'Connor (Manager).

1954 NCAA CHAMPIONS



First row (L to R): Frank Blatcher, Bob Maples, Frank O'Hara, Tom Gola, Bob Ames. Second row (L to R): Charles Greenberg, Fran O'Malley, Manuel Gomez, John Yodsonkis, Charles Singley, John Moosebrugger.



NATIONAL FINALISTS
1955 NCAA FINALISTS



First row (L to R): Charles Singley, Bob Maples, Fran O'Malley, Al Lewis, Joe Gilson. Second Row (L to R): Mario Vetere, trainer, Manny Gomez, Tom Gola, John Yodsnukis, Walt Fredricks, Ken Loeffler, coach. Third Row (L to R): Bill Bickley, Bob Ames, John Gola, Charles Greenburg, Bob Kraemer, Frank Blatcher, Leo Murphy, manager.

1987 NIT FINALISTS



First row (L to R): Terence Jackson, Len Robinson, Ron Barnes, Larry Koretz, Gary Jones, Marvin Woods, Rich Tarr, Speedy Morris (Head Coach). Back row (L to R): Perry Engard, Paul Graham, Mike Watkins, Tim Legler, Craig Conlin, Lionel Simmons, Eric Lee, Ken Palczewski, Bob Johnson, Tom Conroy, Joe Mihalich, Fran Dunphy, Sam Rines.



REGULAR SEASON TOURNAMENTS

Year	Tournament	Site	Opponent	Score	Year	Tournament	Site	Opponent	Score
1970-71	Charlotte Invitational	Charlotte, North Carolina	Georgia Boston College	W 50-42 W 75-63	1970-71	Charlotte Invitational	Charlotte, North Carolina	Ken Durrett	
1952-53	ECAC Holiday Festival	New York, New York	DePaul Cincinnati New York U.	L 61-63 W 86-81 W 80-63	1971-72	Cornhusker Classic	Lincoln, Nebraska	Baylor Nebraska	W 81-68 L 60-75
1953-54	Kentucky Invitational	Lexington, Kentucky	UCLA Kentucky	W 62-53 L 60-73		Quaker City Tournament	Palestra	Boston College Fairfield Massachusetts	L 61-62 W 108-96 W 82-75
	ECAC Holiday Festival	New York, New York	St. Louis Niagara BYU	W 77-63 L 50-69 W 74-62	1972-73	Cable Car Classic	Oakland, California	San Francisco Santa Clara	L 73-74 L 69-71 (OT)
1954-55	Kentucky Invitational	Lexington, Kentucky	S. California Kentucky	W 49-38 L 54-63		Quaker City Tournament	Palestra	So. California New Mexico St. W Saint Joseph's	W 77-72 W 76-70 L 52-77
	ECAC Holiday Festival	New York, New York	Syracuse UCLA Duquesne	W 103-54 W 85-77 L 65-67	1973-74	Big Sun Tournament	St. Petersburg, Florida	Wake Forest W. Kentucky	L 90-95 W 76-65
	MVP - Tom Gola					ECAC Holiday Festival	New York, New York	Stanford Manhattan Princeton	W 77-66 L 65-73 W 83-78
1955-56	ECAC Holiday Festival	New York, New York	San Francisco Syracuse St. John's	L 62-79 W 75-72 W 85-76	1974-75	Dayton Invitational Champions; MVP - Bill Taylor	Dayton, Ohio	Clemson Texas Tech	W 67-63 W 73-64
1956-57	Orange Bowl Classic	Miami, Florida	W. Kentucky Seton Hall Valparaiso	L 76-89 W 82-72 W 103-73		Sugar Bowl Classic	New Orleans, Louisiana	Furman Alabama	W 69-64 W 77-73
1957-58	Richmond Invitational Champions; MVP - Bill Katheder	Richmond, Virginia	Virginia Richmond	W 72-64 W 59-55 (OT)	1975-76	Jayhawk Classic	Lawrence, Kansas	Texas A&M Kansas	W 59-57 L 73-74
1961-62	ECAC Holiday Festival	New York, New York	Dartmouth Cincinnati Dayton	W 87-60 L 56-64 L 67-81		Las Vegas Holiday Classic	Las Vegas, Nevada	Michigan Houston	L 71-86 L 87-90
1962-63	Quaker City Tournament	Palestra	BYU Delaware Bowl. Green (OT)	L 73-84 W 80-64 W 74-67	1976-77	Volunteer Classic	Knoxville, Tennessee	Tennessee SMU	L 85-92 W 94-86
1963-64	Quaker City Tournament	Palestra	Northwestern Georgetown St. Bona.	W 91-69 W 80-69 W 83-80		Cabrillo Classic	San Diego, California	San Diego St. Washington	W 88-84 L 94-114
1964-65	ECAC Holiday Festival	New York, New York	St. John's Temple Syracuse	L 71-78 W 83-70 W 73-70 (OT)	1977-78	First Union	Charlotte Invitational	East Carolina Charlotte (20t)	W 96-95 L 67-68
1965-66	Quaker City Tournament	Palestra	BYU Temple Minnesota	W 71-69 L 59-66 (OT) L 87-92		Louisville Classic	Louisville, Kentucky	Louisville Ohio State	L 85-113 L 83-86
1966-67	Vanderbilt Invitational	Nashville, Tennessee	Nebraska Vanderbilt	W 99-76 L 95-100	1978-79	Montana Classic	Billings, Montana	Montana Cal St.-Fullerton	L 78-91 L 75-84
	Quaker City Tournament	Palestra	Syracuse Niagara Bowling Green	L 84-88 W 86-72 W 78-77	1979-80	Cougar Classic	Provo, Utah	Texas A&M BYU (30t)	W 72-67 L 106-108
1967-68	Boston Garden Invitational	Boston, Massachusetts	Providence N.C. State	L 56-77 W 68-63		Lobo Classic	Albuquerque, New Mexico	Utah State Idaho State	L 88-89 W 88-83
	ECAC Holiday Festival	New York, New York	Louisville West Virginia Syracuse	L 71-94 W 100-83 W 78-68	1980-81	Cabrillo Classic	San Diego, California	San Diego St. Georgetown	L 67-93 L 63-79
1968-69	Quaker City Tournament	Spectrum	Penn State Indiana South Carolina	W 70-55 W 108-88 L 59-62	1981-82	Cougar Classic	Provo, Utah	W. Carolina Idaho State	L 55-58 L 68-86
1969-70	Volunteer Classic	Knoxville, Tennessee	Yale Tennessee	W 81-59 L 47-55	1981-82	Golden Gate Classic	San Francisco, California	Iona Rice	L 71-95 W 64-58
1969-70	Quaker City Tournament	Spectrum	Georgia Cornell Columbia	W 76-66 W 68-56 W 89-74		Connecticut Mutual Classic	Hartford, Connecticut	South Florida St. Bona.	L 62-82 W 68-65
	Champions; MVP - Fran Dunphy				1982-83	Marshall Memorial Tournament	Huntington, West Virginia	Texas A&M Brown	L 74-82 W 61-59
						Milwaukee Classic	Milwaukee, Wisconsin	Cincinnati Wisc. - G.B.	L 73-76 W 62-51
						MVP - Steve Black			



REGULAR SEASON TOURNAMENTS

1983-84	Maryland Invitational	College Park, Maryland	G. Washington Maryland	W 65-64 L 83-96	1995-96	Puerto Rico Shootout	San Juan, Puerto Rico	Auburn Illinois State W. Kentucky	L 60-70 L 65-72 L 63-71
1984-85	Apple Invitational	Stanford, California	BYU Stanford	W 74-73 L 73-84		Sierra Medical Sun Classic	El Paso, Texas	Texas-El Paso Texas Tech	L 62-69 L 58-62
	Miller High Life Classic	Tampa, Florida	Fordam Dartmouth	L 67-74 W 84-55	1996-97	Super Chevy Classic	Iowa City, Iowa	Southern Miss. Iowa	W 62-50 L 62-65
1985-86	Carrier Classic	Syracuse, New York	Syracuse Ohio U.	L 72-97 L 65-70		Golden Bear Classic	Berkeley, California	Cal Poly SLO Howard	L 71-78 W 72-59
	Jostens Classic	Palestra	Temple Bowling Green	L 58-81 W 94-54	1997-98	Carrier Classic	Syracuse, New York	Miami (Ohio) Texas So.	L 66-71 W 73-67
1986-87	AMI Classic	Miami, Florida	Penn State Central Florida	L 58-59 W 68-43		Tribune Classic	Tempe, Arizona	Arizona State Boston Univ.	L 78-111 L 65-77
	Hawaiian Tropic Classic	Daytona Beach, Florida	Georgia E. Kentucky	L 65-82 W 98-83	1998-99	Lobo Classic	Albuquerque, New Mexico	Northeastern Cornell	L 85-92 L 61-63
	Jostens Classic	Palestra	Saint Joseph's Northeastern	L 70-77 W 102-85		Boilermaker Invitational	West Lafayette, Indiana	E. Washington Purdue	W 67-59 L 59-80
1987-88	CBT Hartford Invitational	Hartford, Connecticut	Texas-S.A. Delaware	W 74-51 W 86-72	1999-00	Traditions Classic	Tuscaloosa, Alabama	High Point Alabama	W 85-62 L 70-85
	Champions; MVP - Lionel Simmons					Cable Car Classic	Santa Clara, California	Butler Texas A&M	L 36-43 69-70 (OT)
1987-88	Jostens Classic	Palestra	Villanova Canisius	L 80-83 W 85-73	2000-01	Sooner Invitational	Norman, Oklahoma	UNC-Wilm. Oklahoma	W 78-71 L 89-72
1988-89	Acme Boot Classic	Clarksville, Tennessee	Ga. Southern Austin Peay	W 64-62 W 79-74		Golden Bear Classic	Berkeley, California	Lafayette California	W 81-78 (OT) L 81-59
	Champions; MVP - Lionel Simmons				2001-02	Paradise Jam Tournament	St. Thomas, U.S. Virgin Islands	Morris Brown Clemson U.A.B.	W 69-49 L 69-81 W 63-58
1988-89	Jostens Classic	Palestra	Penn Long Beach St.	W 77-61 W 96-63	2001-02	Gazette-Hawkeye Classic	Iowa City, Iowa	SMU Alabama State	L 63-72 L 42-55
	Champions; MVP - Lionel Simmons				2003-04	Paradise Jam Tournament	St. Thomas, U.S. Virgin Islands	Wichita State Hampton Appalachian St.	L 71074 L 64-68 L 48-59
	Cotton States Classic	Atlanta, GA	South Carolina Georgia	W 85-67 L 85-95	2003-04	Dr Pepper Classic	Chattanooga, Tennessee	S. Carolina St. Chattanooga	W 76-63 W 71-65
1989-90	Coors Light Classic	Fresno, California	S. W. Missouri Fresno State	W 62-58 W 75-63	2006-07	Hawkeye Challenge	Iowa City, Iowa	Coppin State UT-Pan Am.	L 69-68 W 64-63
	Champions; MVP - Lionel Simmons				2006-07	La Salle Invitational	Philadelphia, Pennsylvania	Holy Cross Delaware Niagara	L 68-48 L 58-56 L 88-82
1989-90	USF&G Sugar Bowl Classic	New Orleans, Louisiana	Ohio State Florida	W 74-62 W 76-69	2007-08	San Juan Shootout	Guaynabo, Puerto Rico	Puerto Rico Mayaguez Mississippi DePaul	W 117-86 L 84-77 L 93-88
	Champions; MVP - Lionel Simmons				2008-09	Paradise Jam	St. Thomas, Virgin Islands	Connecticut Southern Miss Valparaiso	L 89-81 L 76-72 W 75-70
1990-91	Daiwa Ball	Tokyo, Japan	Baylor Idaho	W 87-82 W 83-61	2009-10	Charleston Classic	Charleston, South Carolina	South Carolina Davidson Tulane	L 68-78 W 84-70 W 61-59
	Champions; MVP - Doug Overton				2010-11	Cancun Classic	Cancun, Mexico	Providence Missouri	W 84-73 L 71-83
1991-92	Central Fidelity Classic	Richmond, Virginia	California Richmond	W 99-76 L 63-78					
	Far West Classic	Portland, Oregon	Oregon State Oregon	L 80-92 W 105-75					
1992-93	Valley Bank Fiesta Bowl	Tucson, Arizona	West Virginia Delaware St.	L 67-80 W 83-74					
1993-94	Mile High Classic	Boulder, Colorado	Yale Colorado	W 78-69 L 65-84					
	Big Island Classic	Hilo, Hawaii	Creighton Tenn. Tech Ohio U.	W 66-56 W 109-93 L 80-100					
1994-95	MetLife	San Francisco, California	Cal Poly SLO San Francisco	W 85-49 W 82-80					
	Champions; MVP - Kareem Townes								
	Dr Pepper Classic	Waco, Texas	Howard Baylor	W 91-75 W 75-64					
	Champions; MVP - Kareem Townes								



ALL-TIME LEADING SCORERS

3,000 POINTS



LIONEL SIMMONS – 3,217 points; four years

Year	G	FG	FGA	FG%	FT	FTA	FT%	REB	AVG	PTS	AVG
1986-87	33	263	500	.526	142	186	.763	322	9.8	670	20.3
1987-88	34	297	613	.485	196	259	.757	386	11.4	792	23.3
1988-89	32	349	716	.487	189	266	.711	365	11.4	908	28.4
1989-90	32	335	653	.513	146	221	.661	356	11.1	847	26.5
Totals	131	1244	2482	.501	673	932	.722	1429	10.9	3,217	24.6

2,000 POINTS



MICHAEL BROOKS – 2,628 points; four years

Year	G	FG	FGA	FG%	FT	FTA	FT%	REB	AVG	PTS	AVG
1976-77	29	241	490	.492	97	152	.638	311	14.1	579	20.0
1977-78	28	288	490	.588	120	164	.732	358	12.8	696	24.9
1978-79	26	245	443	.533	116	161	.720	347	13.4	606	23.3
1979-80	31	290	649	.447	167	237	.705	356	11.5	747	24.1
Totals	114	1064	2072	.514	500	714	.700	1372	12.8	2,628	23.1



TOM GOLA – 2,461 points; four years

Year	G	FG	FGA	FG%	FT	FTA	FT%	REB	AVG	PTS	AVG
1951-52	29	192	528	.364	120	170	.706	497	17.1	504	17.4
1952-53	28	186	451	.412	145	186	.780	434	15.5	517	18.5
1953-54	30	252	619	.407	186	254	.732	652	21.7	690	23.0
1954-55	31	274	624	.439	202	267	.757	618	19.9	750	24.2
Totals	118	904	222	.407	653	877	.745	2201	18.7	2,461	20.9



RASUAL BUTLER – 2,125 points; four years

Year	G	FG	FGA	FG%	FT	FTA	FT%	REB	AVG	PTS	AVG
1998-99	21	105	276	.380	43	58	.741	83	4.0	298	14.2
1999-00	28	183	459	.381	67	82	.817	148	5.3	516	18.4
2000-01	29	231	574	.402	82	97	.845	187	6.4	641	22.1
2001-02	32	233	537	.433	147	172	.854	261	9.0	670	20.9
Totals	110	752	1846	.407	339	409	.829	701	6.4	2,125	19.3



DONNIE CARR – 2,067 points; four years

Year	G	FG	FGA	FG%	FT	FTA	FT%	REB	AVG	PTS	AVG
1996-97	27	209	597	.343	129	168	.768	121	4.5	646	23.9
1997-98	27	164	469	.350	77	95	.811	59	2.2	485	18.0
1998-99	28	175	434	.403	103	140	.736	128	4.6	524	18.7
1999-00	23	135	360	.375	84	107	.785	74	3.2	412	17.1
Totals	105	683	1860	.367	393	510	.771	382	3.6	2,067	19.7



STEVE BLACK – 2,012 points; four years

Year	G	FG	FGA	FG%	FT	FTA	FT%	REB	AVG	PTS	AVG
1981-82	28	221	458	.483	119	143	.832	95	3.4	561	20.0
1982-83	19	167	336	.497	48	62	.774	49	2.6	382	20.1
1983-84	27	207	403	.514	103	126	.818	64	2.4	517	19.2
1984-85	28	239	459	.521	74	89	.832	87	3.1	552	19.7
Totals	102	834	1656	.504	344	420	.819	295	2.9	2,012	19.7



ALL-TIME LEADING SCORERS

1,500 POINTS

**STEVEN SMITH - 1,940 points; four years**


Year	G	FG	FGA	FG%	FT	FTA	FT%	REB	AVG	PTS	AVG
2002-03	20	106	208	.510	56	75	.757	162	8.1	289	14.5
2003-04	30	187	409	.457	105	128	.820	233	8.1	512	17.1
2004-05	29	206	481	.428	142	176	.807	246	.5	588	20.3
2005-06	28	208	428	.486	109	141	.773	220	7.9	551	19.7
Totals	107	707	1530	.462	412	520	.792	861	8.1	1,940	18.1

**KAREEM TOWNES - 1,925 points; three years**


Year	G	FG	FGA	FG%	FT	FTA	FT%	REB	AVG	PTS	AVG
1992-93	27	203	550	.369	104	149	.698	95	3.5	607	22.5
1993-94	27	202	540	.374	115	149	.772	92	3.4	619	22.9
1994-95	27	242	553	.438	112	139	.806	88	3.3	699	25.9
Totals	81	647	1643	.394	331	437	.757	275	3.4	1,925	23.8

**RODNEY GREEN - 1,914 points; four years**

Year	G	FG	FGA	FG%	FT	FTA	FT%	REB	AVG	PTS	AVG
2006-07	30	147	269	.546	85	126	.675	150	5.0	379	12.6
2007-08	32	156	342	.456	102	132	.773	160	5.0	430	13.4
2008-09	31	199	418	.476	124	176	.705	154	5.0	551	17.8
2009-10	30	204	491	.415	111	156	.712	154	5.1	554	18.5
Totals	123	706	1519	.465	422	590	.715	618	5.0	1,914	15.6

**RANDY WOODS - 1,811 points; three years**

Year	G	FG	FGA	FG%	FT	FTA	FT%	REB	AVG	PTS	AVG
1989-90	32	146	371	.394	56	76	.737	101	3.2	425	13.3
1990-91	25	177	415	.427	105	132	.796	123	4.9	539	21.6
1991-92	31	272	653	.417	182	224	.813	194	6.3	847	27.3
Totals	88	595	1439	.414	343	432	.794	418	4.8	1,811	20.6

**RALPH LEWIS - 1,807 points; four years**

Year	G	FG	FGA	FG%	FT	FTA	FT%	REB	AVG	PTS	AVG
1981-82	25	83	174	.477	61	100	.610	158	6.3	227	9.1
1982-83	32	156	339	.460	106	158	.671	259	8.1	418	13.1
1983-84	31	237	404	.587	164	220	.746	281	9.1	638	20.6
1984-85	28	201	360	.558	122	165	.739	268	9.6	524	18.7
Totals	116	677	1277	.530	453	643	.705	966	8.3	1,807	15.6

**DOUG OVERTON - 1,795 points; four years**

Year	G	FG	FGA	FG%	FT	FTA	FT%	REB	AVG	PTS	AVG
1987-88	34	110	221	.498	37	44	.841	81	2.4	265	7.8
1988-89	32	174	352	.494	47	59	.797	101	3.2	421	13.2
1989-90	32	201	387	.519	95	119	.798	133	4.2	551	17.2
1990-91	25	199	447	.445	106	128	.828	104	4.2	558	22.3
Totals	123	684	1407	.486	285	350	.814	419	3.4	1,795	14.6

**VICTOR THOMAS - 1,765 points; four years**

Year	G	FG	FGA	FG%	FT	FTA	PCT	REB	AVG	PTS	AVG
1997-98	27	94	211	.445	74	109	.679	126	11.3	305	11.3
1998-99	28	142	298	.477	87	137	.635	164	15.5	435	15.5
1999-00	28	157	341	.460	98	142	.690	244	16.2	454	16.2
2000-01	29	199	450	.442	126	169	.746	197	19.7	571	19.7
Totals	112	592	1300	.455	385	557	.691	731	7.31	1,765	15.8

**TIM LEGLER - 1,699 points; four years**

Year	G	FG	FGA	FG%	FT	FTA	FT%	REB	AVG	PTS	AVG
1984-85	26	69	147	.469	17	24	.708	72	2.8	155	6.0
1985-86	28	158	315	.502	45	54	.833	110	3.9	361	12.9
1986-87	33	233	487	.478	93	119	.782	147	4.5	616	18.7
1987-88	34	203	414	.490	57	71	.803	139	4.1	567	16.7
Totals	121	663	1363	.486	212	268	.791	468	3.9	1,699	14.0



ALL-TIME LEADING SCORERS

1,500 POINTS

**JACK HURD – 1,693 points; four years**


Year	G	FG	FGA	FG%	FT	FTA	FT%	REB	AVG	PTS	AVG
1988-89	32	144	302	.477	51	66	.773	98	3.1	409	12.8
1989-90	32	98	256	.383	25	38	.658	105	3.3	265	8.3
1990-91	29	160	401	.399	76	113	.673	163	5.6	460	15.9
1991-92	31	195	455	.429	56	80	.700	186	6.0	559	18.0
Totals	124	597	1414	.422	208	297	.700	552	4.5	1,693	13.7

**KEN DURRETT – 1,679 points; three years**


Year	G	FG	FGA	FG%	FT	FTA	FT%	REB	AVG	PTS	AVG
1968-69	24	191	365	.523	98	136	.721	284	11.8	480	20.0
1969-70	26	249	539	.462	134	184	.728	315	12.1	632	24.3
1970-71	21	211	440	.480	145	189	.767	251	12.0	567	27.0
Totals	71	651	1344	.484	377	509	.741	850	12.0	1,679	23.7

**DARNELL HARRIS – 1,659 points; four years**

Year	G	FG	FGA	FG%	FT	FTA	FT%	REB	AVG	PTS	AVG
2004-05	29	123	279	.441	42	52	.808	69	2.9	355	14.8
2005-06	28	121	290	.417	40	51	.784	74	2.6	354	12.6
2006-07	30	143	335	.427	52	65	.800	77	2.6	420	14.0
2007-08	32	176	389	.452	55	72	.764	72	2.3	530	16.6
Totals	119	563	1293	.435	189	240	.787	292	2.6	1,659	13.9

**HUBIE MARSHALL – 1,576 points; three years**

Year	G	FG	FGA	FG%	FT	FTA	FT%	REB	AVG	PTS	AVG
1964-65	23	143	328	.436	67	79	.848	86	3.7	353	15.4
1965-66	25	277	584	.474	120	142	.845	105	4.2	674	27.0
1966-67	26	220	491	.448	109	129	.845	133	5.1	549	21.1
Totals	74	640	1403	.456	296	350	.846	324	4.4	1,576	21.3

**BILLY TAYLOR – 1,554 points; three years**

Year	G	FG	FGA	FG%	FT	FTA	FT%	REB	AVG	PTS	AVG
1972-73	25	204	421	.485	36	55	.655	154	6.2	444	17.8
1973-74	28	242	502	.482	67	101	.663	197	7.0	551	19.7
1974-75	29	247	511	.483	65	93	.699	162	5.6	559	19.3
Totals	82	693	1434	.483	168	249	.675	513	5.6	1,554	19.0



CAREER SCORING RECORDS

Name	Years	Games	Field Goals	Free Throws	Total Points	Avg.
Lionel Simmons	1986-90	131	1,244 *	673	3,217	24.6
Michael Brooks	1976-80	114	1,064	500	2,628	23.1
Tom Gola	1951-55	118	904	653	2,461	19.3
Rasual Butler	1998-02	110	752 *	339	2,125	18.7
Donnie Carr	1996-00	105	683 *	393	2,067	19.7
Steve Black	1981-85	102	834	344	2,012	19.7
Steven Smith	2002-06	107	707	412	1,940	18.1
Kareem Townes	1992-95	81	647 *	331	1,925	23.8
Rodney Green	2006-10	123	706 *	422	1,914	15.6
Randy Woods	1989-92	88	595 *	343	1,811	20.6
Ralph Lewis	1981-85	116	677	453	1,807	15.6
Doug Overton	1987-91	123	826 *	285	1,795	14.6
Victor Thomas	1997-01	112	592 *	385	1,765	15.8
Tim Legler	1984-88	121	663 *	212	1,699	14.0
Jack Hurd	1988-92	124	597 *	208	1,693	13.7
Ken Durrett	1968-71	71	651	377	1,679	23.6
Darnell Harris	2004-07	119	563	181	1,659	13.9
Hubie Marshall	1964-67	74	640	296	1,576	21.3
Bill Taylor	1972-75	82	693	168	1,554	18.9
Larry Foust	1946-50	103	573	318	1,464	14.2
Larry Cannon	1966-69	75	566	298	1,430	19.1
Frank Corace	1961-64	73	583	245	1,411	19.3
Larry Koretz	1983-87	120	548 *	218	1,382	11.5
Paul Burke	1991-95	109	450 *	273	1,368	12.6
Kurt Kanaskie	1976-80	105	547	262	1,356	12.9
Mike Gizzi	1994-98	110	437 *	259	1,319	12.0
Jermaine Thomas	2002-06	113	389	294	1,273	11.3
Charlie Wise	1972-76	97	503	239	1,245	12.8
Norm Grekin	1950-53	88	460	323	1,243	14.1
Mo Connolly	1976-80	108	492	248	1,232	11.4
Bernie Williams	1966-69	74	528	174	1,230	16.6
Chip Greenberg	1982-86	110	416	395	1,227	11.2
Jim Crawford	1970-73	77	430	353	1,213	15.8
Jerrell Williams	2007-11	121	451 *	286	1,213	10.0
Fred Lehle	1949-53	94	511	182	1,204	12.8
Bob Walters	1943-47	80			1,193	14.9
Ruben Guillaudeau	2006-11	120	404 *	194	1,168	9.7
Craig Conlin	1985-89	119	470	219	1,159	9.7
Alonzo Lewis	1954-57	82	424	289	1,137	13.9
Donn Wilber	1973-77	90	448	231	1,127	12.5
Joe Bryant	1973-75	54	456	206	1,118	20.7
Romaine Haywood	1993-96	81	392 *	163	1,083	13.4
Kimmani Barrett	2006-10	108	352 *	289	1,072	9.9
Albert Butts	1981-84	88	374	312	1,060	12.0
Bob McAteer	1959-62	69	395	266	1,056	15.3
Gary Neal	2002-04	57	332 *	227	1,041	18.3
George Paull	1964-67	74	393	230	1,016	13.7
Bob Fields	1969-71	52	417	182	1,016	19.5
Yves Mekongo	2006-10	109	326 *	290	1,014	9.3
Rich Tarr	1984-88	119	359 *	186	1,004	8.4

* Includes three-point field goals.



SINGLE SEASON SCORING RECORDS

Name	Years	Games	Field Goals	Free Throws	Total Points	Avg.
Lionel Simmons	1988-89	32	349 *	189	908	28.4
Randy Woods	1991-92	31	272 *	182	847	27.3
Lionel Simmons	1989-90	32	335 *	146	847	26.5
Lionel Simmons	1987-88	34	297 *	196	792	23.3
Tom Gola	1954-55	31	274	202	750	24.2
Michael Brooks	1979-80	31	290	167	747	24.1
Kareem Townes	1994-95	27	242 *	112	699	25.9
Michael Brooks	1977-78	28	288	120	696	24.9
Tom Gola	1953-54	30	252	186	690	23.0
Rasual Butler	2001-02	32	233	147	670	20.9
Hubie Marshall	1965-66	25	277	120	674	26.9
Lionel Simmons	1986-87	33	263 *	142	670	20.3
Donnie Carr	1996-97	27	209 *	129	646	23.9
Rasual Butler	2000-01	29	231 *	82	641	22.1
Ralph Lewis	1983-84	31	237	164	638	20.6
Ken Durrett	1969-70	26	249	134	632	24.3
Joe Bryant	1974-75	29	256	120	632	21.8
Kareem Townes	1993-94	27	202 *	115	619	22.9
Tim Legler	1986-87	33	233 *	93	616	18.7
Kareem Townes	1992-93	27	203 *	97	607	22.5
Michael Brooks	1978-79	26	245	116	606	23.3
Bob Fields	1970-71	27	247	111	605	22.4
Frank Corace	1963-64	25	242	117	601	24.0
Steven Smith	2004-05	29	206 *	142	588	20.3
Michael Brooks	1976-77	29	241	97	579	19.9
Victor Thomas	2000-01	29	199 *	126	571	19.7
Ken Durrett	1970-71	21	211	145	567	27.0
Tim Legler	1987-88	34	203 *	57	567	16.7
Steve Black	1981-82	28	221	119	561	20.0
Jack Hurd	1991-92	31	195 *	56	559	18.0
Bill Taylor	1974-75	29	247	65	559	19.3
Doug Overton	1990-91	25	253 *	106	558	22.3
Rodney Green	2009-10	30	204 *	111	554	18.5
Steve Black	1984-85	28	239	74	552	19.7
Bill Taylor	1973-74	28	242	67	551	19.7
Rodney Green	2008-09	31	199	124	551	17.8
Steven Smith	2005-06	28	208	109	551	19.7
Doug Overton	1989-90	32	201 *	95	551	17.2
Hubie Marshall	1966-67	26	220	109	549	21.1
Larry Cannon	1967-68	28	207	132	546	19.5
Bob McAteer	1961-62	25	205	133	543	21.7
Romaine Haywood	1995-96	30	197 *	85	542	18.1
Gary Neal	2002-03	29	169 *	116	540	18.6
Randy Woods	1990-91	25	257 *	105	539	21.6
Darnell Harris	2007-08	32	176	55	530	16.6
Donnie Carr	1999-99	28	175 *	103	524	18.7
Ralph Lewis	1984-85	28	201	122	524	18.7
Tom Gola	1952-53	28	186	145	517	18.5
Steve Black	1983-84	27	207	103	517	19.1
Rasual Butler	1999-00	28	183 *	67	516	18.4
Steven Smith	2003-04	30	187 *	105	512	17.1
Tom Gola	1951-52	29	192	120	504	17.4
Gary Neal	2003-04	28	163 *	111	501	17.9

* Includes 3-point field goals



SCORING RECORDS

YEAR-BY-YEAR SCORING LEADERS

Season	Player	Pts.	Avg
2010-11	Aaric Murray	485	15.2
2009-10	Rodney Green	554	18.5
2008-09	Rodney Green	551	17.8
2007-08	Darnell Harris	530	16.6
2006-07	Darnell Harris	420	14.0
2005-06	Steven Smith	551	19.7
2004-05	Steven Smith	588	20.3
2003-04	Steven Smith	512	17.1
2002-03	Gary Neal	540	18.6
2001-02	Rasual Butler	670	20.9
2000-01	Rasual Butler	641	22.1
1999-00	Rasual Butler	516	18.4
1998-99	Donnie Carr	524	18.7
1997-98	Donnie Carr	485	18.0
1996-97	Donnie Carr	646	23.9
1995-96	Romaine Haywood	542	18.1
1994-95	Kareem Townes	699	25.9
1993-94	Kareem Townes	619	22.9
1992-93	Kareem Townes	607	22.5
1991-92	Randy Woods	847	27.3
1990-91	Doug Overton	558	22.3
1989-90	Lionel Simmons	847	26.5
1988-89	Lionel Simmons	908	28.4
1987-88	Lionel Simmons	792	23.3
1986-87	Lionel Simmons	670	20.3
1985-86	Chip Greenberg	471	16.8
1984-85	Steve Black	562	19.7
1983-84	Ralph Lewis	638	20.6
1982-83	Steve Black	382	20.1
1981-82	Steve Black	561	20.0
1980-81	Stan Williams	448	16.6
1979-80	Michael Brooks	747	24.1
1978-79	Michael Brooks	606	23.3
1977-78	Michael Brooks	696	24.9
1976-77	Michael Brooks	579	19.9
1975-76	Donn Wilber	446	17.2
1974-75	Joe Bryant	632	21.8
1973-74	Bill Taylor	551	19.7
1972-73	Jim Crawford	489	19.6
1971-72	Jim Crawford	394	15.7
1970-71	Ken Durrett	567	27.0
1969-70	Ken Durrett	632	24.3
1968-69	Ken Durrett	480	20.0
1967-68	Larry Cannon	546	19.5
1966-67	Hubie Marshall	549	21.1
1965-66	Hubie Marshall	674	27.0
1964-65	Curt Fromal	441	19.2
1963-64	Frank Corace	601	24.0
1962-63	Frank Corace	441	18.4
1961-62	Bob McAteer	543	21.7
1960-61	Bill Raftery	392	17.8
1959-60	Robert Alden	360	16.4
1958-59	Joey Heyer	402	17.4
1957-58	Bill Katheder	326	13.0
1956-57	Alonzo Lewis	459	17.2
1955-56	Alonzo Lewis	326	13.0
1954-55	Tom Gola	750	24.2
1953-54	Tom Gola	690	23.0
1952-53	Tom Gola	517	18.5
1951-52	Tom Gola	505	15.8
1950-51	Jack George	469	16.2

1949-50	Larry Foust	355	14.2
1948-49	Larry Foust	453	16.2
1947-48	Bob Walters	348	13.4
1946-47	Bob Walters	367	16.0
1945-46	Bob Walters	263	13.8
1944-45	Bob Walters	215	13.4



SCORING AVG. – SEASON

Avg.	Name	Years
28.4	Lionel Simmons	1988-89
27.3	Randy Woods	1991-92
27.0	Ken Durrett	1970-71
27.0	Hubie Marshall	1965-66
26.5	Lionel Simmons	1989-90
25.9	Kareem Townes	1994-95
24.9	Michael Brooks	1977-78
24.3	Ken Durrett	1969-70
24.2	Tom Gola	1954-55
24.1	Michael Brooks	1979-80
24.0	Frank Corace	1963-64
23.9	Donnie Carr	1996-97

SCORING AVG. – CAREER

Avg.	Name	Years
24.6	Lionel Simmons	1986-90
23.8	Kareem Townes	1992-95
23.7	Ken Durrett	1968-71
23.1	Michael Brooks	1976-80
21.3	Hubie Marshall	1964-67
20.9	Tom Gola	1951-55
20.9	Rasual Butler	1998-02
20.6	Randy Woods	1989-92
20.3	Joe Bryant	1973-75
20.2	Donnie Carr	1996-00
19.7	Steve Black	1981-85
19.5	Bob Fields	1969-71
19.3	Frank Corace	1961-64

POINTS IN A GAME

Name	Opponent	Points
Kareem Townes	Loyola (Ill.) Feb. 4, 1995	52
Michael Brooks	at Brigham Young Dec. 15, 1979	51
Randy Woods	at Loy. Marymount Dec. 31, 1990	46
Doug Overton	at Loy. Marymount Dec. 31, 1990	45
Ken Durrett	W. Kentucky Jan. 16, 1971	45
Rasual Butler	Rhode Island Feb. 23, 2002	44
Randy Woods	Fairfield Mar. 7, 1992	42
Randy Woods	California Nov. 29, 1991	42
Hubie Marshall	Louisville Mar. 2, 1966	42
Hubie Marshall	Albright Dec. 1, 1965	42
Bob McAteer	Millersville Dec. 1, 1961	42
Donnie Carr	Fordham Feb. 27, 1997	41
Tom Gola	Loyola (Md.) Jan. 6, 1954	41
Steven Smith	@ Central CT Dec. 18, 2005	41
Randy Woods	Loyola (Md.) Feb. 9, 1992	40
Doug Overton	Fairfield Jan. 31, 1991	40
Lionel Simmons	at Manhattan Feb. 10, 1990	40
Steve Black	Temple (2OT) Feb. 26, 1983	40
Ken Durrett	at Lafayette Jan. 23, 1971	40
Ken Durrett	at Niagara Jan. 20, 1971	40
Ken Durrett	Miami (Fla.) Dec. 9, 1970	40
Ken Durrett	at St. Francis (Pa.) Jan. 28, 1969	40
Hubie Marshall	American Feb. 2, 1966	40



FIELD GOAL RECORDS

FIELD GOAL PERCENTAGE – CAREER

Pct. (Made/Att.)	Name	Years
59.7 (470/800)	Craig Conlin	1985-89
53.8 (1064/1,976)	M. Brooks	1976-80
53.4 (448/839)	Donn Wilber	1973-77
53.0 (677/1,277)	Ralph Lewis	1981-85
50.5 (415/821)	Kevin Lynam	1977-81
50.4 (834/1,656)	Steve Black	1981-85
50.1 (1244/2,482)	L. Simmons	1986-90
48.8 (503/1,031)	Charlie Wise	1972-76
48.8 (456/935)	Joe Bryant	1973-75
48.6 (684/1,407)	Doug Overton	1987-91
48.6 (663/1,363)	Tim Legler	1984-88
48.6 (693/1,427)	Bill Taylor	1972-75

(minimum 400-made)

FIELD GOAL PERCENTAGE – SEASON

Pct. (Made/Att.)	Name	Years
64.6 (144/223)	Craig Conlin	1987-88
58.8 (245/443)	Michael Brooks	1978-79
58.7 (237/404)	Ralph Lewis	1983-84
58.5 (62/106)	Craig Conlin	1985-86
58.3 (166/346)	Donn Wilber	1975-76

FIELD GOALS MADE – CAREER

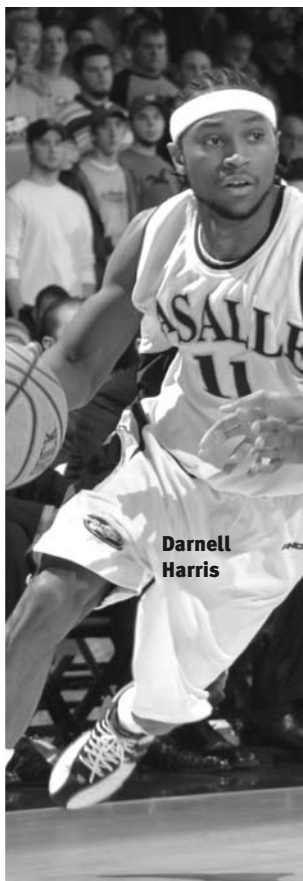
No.	Name	Years
1,244	Lionel Simmons	1986-90
1,064	Michael Brooks	1976-80
904	Tom Gola	1951-55
834	Steve Black	1981-85
752	Rasual Butler	1998-02
707	Steven Smith	2002-06
706	Rodney Green	2006-10
693	Bill Taylor	1972-75
684	Doug Overton	1987-91
683	Donnie Carr	1996-00
677	Ralph Lewis	1981-85
663	Tim Legler	1984-88
651	Ken Durrett	1968-71

FIELD GOALS MADE – SEASON

No.	Name	Years
349	Lionel Simmons	1988-89
335	Lionel Simmons	1989-90
297	Lionel Simmons	1987-88
290	Michael Brooks	1979-80
288	Michael Brooks	1978-79

FIELD GOALS ATTEMPTED – CAREER

No.	Name	Years
2,482	Lionel Simmons	1986-90
2,222	Tom Gola	1951-55
1,976	Michael Brooks	1976-80
1,846	Rasual Butler	1998-02
1,860	Donnie Carr	1996-00
1,656	Steve Black	1981-85
1,643	Kareem Townes	1992-95
1,520	Rodney Green	2006-10
1,439	Randy Woods	1989-92
1,427	Bill Taylor	1972-75
1,411	Jack Hurd	1988-92
1,407	Doug Overton	1987-91
1,403	Hubie Marshall	1964-67
1,400	Frank Corace	1961-64



Darnell Harris

FIELD GOAL PERCENTAGE LEADERS YEAR-BY-YEAR

Season	Player	Made/Att.	Pct.
2010-11	Aaric Murray	186/384	48.4
2009-10	Jerrell Williams	105/220	47.7
2008-09	Vemon Goodridge	84/145	57.9
2007-08	Rodney Green	156/342	45.6
2006-07	Darnell Harris	143/335	42.7
2005-06	Steven Smith	208/428	48.6
2004-05	Steven Smith	206/481	42.8
2003-04	Steven Smith	184/396	46.5
2002-03	Steven Smith	106/208	51.0
2001-02	Chuk Okosa	143/317	45.1
2000-01	Victor Thomas	199/450	44.2
1999-00	Victor Thomas	157/341	46.0
1998-99	Victor Thomas	142/298	42.1
1997-98	K'Zell Wesson	136/273	49.8
1996-97	Mike Gizzi	137/369	37.1
1995-96	Everett Catlin	84/172	48.8
1994-95	Kareem Townes	242/553	43.8
1993-94	Terquin Mott	83/164	50.6
1992-93	Blitz Wooten	85/163	52.2
1991-92	Milko Lieverst	118/215	54.9
1990-91	Milko Lieverst	79/158	50.0
1989-90	Doug Overton	201/387	51.9
1988-89	Craig Conlin	135/226	59.7
1987-88	Craig Conlin	144/223	64.6
1986-87	Craig Conlin	129/245	52.7
1985-86	Chip Greenberg	155/303	51.2
1984-85	Ralph Lewis	201/360	55.8
1983-84	Ralph Lewis	237/404	58.7
1982-83	Albert Butts	147/266	55.3
1981-82	Tom Piotrowski	133/261	51.0
1980-81	Don Word	109/210	51.9
1979-80	Michael Brooks	290/553	52.4
1978-79	Michael Brooks	245/443	55.3
1977-78	Michael Brooks	288/490	58.8
1976-77	Donn Wilber	194/333	58.3
1975-76	Mike Arizin	121/244	49.6
1974-75	Donn Wilber	82/149	55.1
1973-74	Glenn Collier	94/180	52.2
1972-73	Jim Crawford	167/314	53.2
1971-72	Frank Doyle	128/258	49.6
1970-71	Ken Durrett	211/440	47.9
1969-70	Fran Dunphy	201/425	47.2
1968-69	Ken Durrett	191/365	52.3
1967-68	Dave Ervin	105/201	52.2
1966-67	George Paull	141/266	53.1
1965-66	Hubie Marshall	277/584	47.6
1964-65	George Paull	112/223	50.2
1963-64	Frank Corace	242/548	44.2
1962-63	Tony Abbott	127/278	45.7
1961-62	Walt Sampson	100/221	45.2
1960-61	George Friedrich	90/174	51.7
1959-60	Joey Heyer	147/362	40.6
1958-59	Robert Herdelin	144/256	56.2
1957-58	Al Ferner	85/162	52.4
1956-57	Tom Garberina	148/294	50.3
1955-56	Alonzo Lewis	132/277	47.6
1954-55	Tom Gola	274/624	43.9
1953-54	Tom Gola	252/619	40.7
1952-53	Tom Gola	186/451	41.2
1951-52	Tom Gola	192/528	36.4
1950-51	Jack George	200/518	38.6

FIELD GOALS ATTEMPTED – SEASON

No.	Name	Year
716	Lionel Simmons	1988-89
653	Randy Woods	1991-92
653	Lionel Simmons	1989-90
624	Tom Gola	1954-55
619	Tom Gola	1953-54
613	Lionel Simmons	1987-88



FREE THROW RECORDS

FREE THROW PERCENTAGE – CAREER

Pct.	(Made/Att)	Name	Years
84.6	(296/350)	Hubie Marshall	1964-67
83.0	(339/409)	Rasual Butler	1998-02
82.1	(262/319)	Kurt Kanaskie	1976-80
81.9	(344/420)	Steve Black	1981-85
81.4	(285/350)	Doug Overton	1987-91
80.5	(248/308)	Mo Connolly	1976-80
79.4	(343/432)	Randy Woods	1989-92
79.4	(239/301)	Charlie Wise	1972-76
79.2	(412/520)	Steven Smith	2002-06
79.1	(212/268)	Tim Legler	1984-88
78.8	(189/240)	Damell Harris	2004-08
78.2	(219/280)	Craig Conlin	1985-89
78.1	(395/506)	Chip Greenberg	1982-86
77.1	(393/510)	Donnie Carr	1996-00
76.2	(266/349)	Bob McAteer	1959-62

FREE THROW PERCENTAGE – SEASON

Pct.	(Made/Att)	Name	Season
91.7	(55/60)	Kurt Kanaskie	1978-79
85.5	(147/172)	Rasual Butler	2001-02
85.4	(105/123)	Charlie Wise	1974-75
84.5	(82/97)	Rasual Butler	2000-01
85.2	(98/115)	Mo Connolly	1979-80
84.8	(67/79)	Hubie Marshall	1964-65
84.5	(120/142)	Hubie Marshall	1965-66
84.5	(109/129)	Hubie Marshall	1964-65

*Min. 50 FT made

FREE THROWS MADE – CAREER

No.	Name	Years
673	Lionel Simmons	1986-90
653	Tom Gola	1951-55
500	Michael Brooks	1976-80
453	Ralph Lewis	1981-85
422	Rodney Green	2006-10
412	Steven Smith	2002-06
395	Chip Greenberg	1982-86
393	Donnie Carr	1996-00
385	Victor Thomas	1997-01
377	Ken Durrett	1968-71
353	Jim Crawford	1970-73
344	Steve Black	1981-85
343	Randy Woods	1989-92
339	Rasual Butler	1998-02
331	Kareem Townnes	1992-95

FREE THROWS MADE – SEASON

No.	Name	Years
202	Tom Gola	1954-55
196	Lionel Simmons	1987-88
189	Lionel Simmons	1988-89
186	Tom Gola	1953-54
182	Randy Woods	1991-92
167	Michael Brooks	1979-80
164	Alonzo Lewis	1983-84
147	Rasual Butler	2001-02
146	Lionel Simmons	1989-90

FREE THROWS ATTEMPTED – CAREER


No.	Name	Years
932	Lionel Simmons	1986-90
877	Tom Gola	1951-55
838	Ralph Lewis	1981-85
714	Michael Brooks	1976-80
654	Jim Crawford	1970-73
590	Rodney Green	2006-10
557	Victor Thomas	1997-01
520	Steven Smith	2002-06
512	Albert Butts	1981-84
510	Donnie Carr	1996-00
509	Ken Durrett	1968-71
506	Chip Greenberg	1982-86
488	Jerrell Williams	2007-11
459	Norm Grekin	1949-53

FREE THROWS ATTEMPTED – SEASON

No.	Name	Years
267	Tom Gola	1954-55
266	Lionel Simmons	1988-89
259	Lionel Simmons	1987-88
254	Tom Gola	1953-54
237	Michael Brooks	1979-80
224	Randy Woods	1991-92
221	Lionel Simmons	1989-90
220	Alonzo Lewis	1983-84

FREE THROWS PERCENTAGE LEADERS YEAR-BY-YEAR

Season	Player	FTM/FTA	Pct.
2010-11	Tyreek Duren	95/122	77.9
2009-10	Yves Mekongo	93/130	71.5
2008-09	Yves Mekongo	68/87	77.0
2007-08	Rodney Green	102/132	77.3
2006-07	Darnell Harris	52/65	80.0
2005-06	Jermaine Thomas	78/95	82.1
2004-05	Steven Smith	142/176	80.7
2003-04	Gary Neal	111/131	84.7
2002-03	Gary Neal	116/142	81.7
2001-02	Rasual Butler	147/152	85.5
2000-01	Rasual Butler	82/97	84.5
1999-00	Rasual Butler	67/82	81.7
1998-99	Donnie Carr	103/140	73.6
1997-98	Donnie Carr	77/95	81.8
1996-97	Donnie Carr	129/168	76.8
1995-96	Romaine Haywood	85/123	69.1
	Mike Gizzi	67/97	69.1



1994-95	Kareem Townnes	112/139	80.6
1993-94	Kareem Townnes	115/149	77.1
1992-93	Paul Burke	89/111	80.2
1991-92	Randy Woods	182/224	81.3
1990-91	Doug Overton	106/128	82.8
1989-90	Doug Overton	95/119	79.8
1988-89	Craig Conlin	59/68	86.8
1987-88	Tim Legler	57/71	80.3
1986-87	Rich Tarr	75/94	79.8
1985-86	Chip Greenberg	161/191	84.3
1984-85	Steve Black	74/89	83.1
1983-84	Steve Black	103/126	81.7
1982-83	Steve Black	47/62	77.4
1981-82	Steve Black	119/143	83.2
1980-81	Kevin Lynam	97/111	87.4
1979-80	Mo Connolly	98/115	85.2
1978-79	Kurt Kanaskie	55/60	91.7
1977-78	Kurt Kanaskie	81/99	81.8
1976-77	Darryl Gladden	51/64	79.7
1975-76	Charlie Wise	105/130	80.8
1974-75	Charlie Wise	76/89	85.4
1973-74	Joe Bryant	86/123	69.9
1972-73	Bobby Jones	48/57	84.2
1971-72	Frank Doyle	71/88	80.7
1970-71	Ken Durrett	145/189	76.7
1969-70	Fran Dunphy	83/101	82.2
1968-69	Bernie Williams	62/79	78.5
1967-68	Dave Ervin	49/60	81.7
1966-67	Hubie Marshall	109/129	84.5
1965-66	Hubie Marshall	120/142	84.5
1964-65	Hubie Marshall	67/79	84.8
1963-64	Frank Corace	117/172	68.0
1962-63	Tony Abbott	48/63	76.2
1961-62	Bob McAteer	133/170	78.2
1960-61	Bill Raftery	106/139	76.3
1959-60	Ralph Bantivoglio	52/65	80.0
1958-59	Hugh Brolly	46/62	74.2
1957-58	Bill Katheder	72/95	75.7
1956-57	Alonzo Lewis	129/180	71.2
1955-56	Fran O'Malley	62/97	68.6
1954-55	Tom Gola	202/267	75.6
1953-54	Tom Gola	186/254	73.2
1952-53	Tom Gola	145/186	78.0
1951-52	Tom Gola	120/170	70.6
1950-51	Jack George	69/94	73.4



REBOUND/BLOCKED SHOTS RECORDS

REBOUNDS – CAREER

No.	Name	Years
2,201	Tom Gola	1951-55
1,429	Lionel Simmons	1986-90
1,372	Michael Brooks	1976-80
966	Ralph Lewis	1981-85
872	Steven Smith	2002-06
850	Ken Durrett	1968-71
832	Norm Grekin	1949-53
826	George Sutor	1962-65
791	Walter Sampson	1961-64
784	Bob Alden	1957-60
780	Albert Butts	1981-84
773	Jim Wolkiewicz	1974-78
766	Jerrell Williams	2007-11
751	Milko Lieverst	1988-92

REBOUNDS – SEASON

No.	Name	Years
652	Tom Gola	1953-54
618	Tom Gola	1954-55
497	Tom Gola	1951-52
434	Tom Gola	1952-53
386	Lionel Simmons	1987-88

REBOUND AVG. – CAREER

Avg.	Name	Years
18.7	Tom Gola	1951-55
12.1	Jackie Moore	1951-53
12.0	Michael Brooks	1976-80
12.0	Ken Durrett	1968-71
11.6	George Sutor	1962-65
11.2	Bob Alden	1959-60
11.1	Joe Bryant	1973-75
10.9	Lionel Simmons	1986-90
10.7	Walter Sampson	1961-64
9.5	Norm Grekin	1949-53

(minimum 600-rebounds)

REBOUND AVG. – SEASON

Avg.	Name	Years
23.0	Tom Gola	1953-54
19.9	Tom Gola	1954-55
17.1	Tom Gola	1951-52
15.5	Tom Gola	1952-53
14.7	Bob Alden	1958-59

REBOUNDS LEADERS

YEAR-BY-YEAR

Season	Player	Total	Avg.
2010-11	Aaric Murray	245	7.7
2009-10	Jerrell Williams	205	7.1
2008-09	Yves Mekongo	139	6.0
2007-08	Jerrell Williams	205	6.4
2006-07	Mike St. John	172	5.7
2005-06	Steven Smith	220	7.9
2004-05	Steven Smith	246	7.3
2003-04	Steven Smith	233	8.0
2002-03	Steven Smith	162	8.1
2001-02	Rasual Butler	283	8.8
2000-01	Victor Thomas	197	6.8
1999-00	Victor Thomas	244	8.7
1998-99	K'Zell Wesson	301	10.8
1997-98	K'Zell Wesson	290	10.7
1996-97	Travar Johnson	157	5.8
1995-96	Romaine Haywood	215	7.2
1994-95	Romaine Haywood	161	6.7
1993-94	Romaine Haywood	173	6.4
1992-93	Blitz Wooten	167	6.4
1991-92	Milko Lieverst	246	7.9
1990-91	Milko Lieverst	231	8.0
1989-90	Lionel Simmons	356	11.1
1988-89	Lionel Simmons	365	11.4
1987-88	Lionel Simmons	386	11.4
1986-87	Lionel Simmons	322	9.8
1985-86	Chip Greenberg	145	5.2
1984-85	Ralph Lewis	268	9.6
1983-84	Ralph Lewis	281	9.1
1982-83	Albert Butts	307	9.6
1981-82	Albert Butts	238	8.8
1980-81	Stan Williams	248	9.2
1979-80	Michael Brooks	356	11.5
1978-79	Michael Brooks	347	13.3
1977-78	Michael Brooks	358	12.8
1976-77	Michael Brooks	311	10.7
1975-76	Donn Wilber	261	10.0
1974-75	Joe Bryant	330	11.4
1973-74	Joe Bryant	282	10.8
1972-73	Joe DiCocco	238	9.5
1971-72	Jim Crawford	273	10.9
1970-71	Ken Durrett	251	9.3
1969-70	Ken Durrett	315	12.1
1968-69	Ken Durrett	284	11.8
1967-68	Ed Szczesny	281	10.0

1966-67	Stan Wlodarczyk	257	9.9
1965-66	George Paull	220	8.8
1964-65	George Sutor	267	11.6
1963-64	George Sutor	282	11.3
1962-63	George Sutor	277	11.5
1961-62	Walt Sampson	280	11.2
1960-61	Joe Carey	221	9.6
1959-60	Bob Alden	319	14.5
1958-59	Bob Herdelin	324	14.1
1957-58	Bob Alden	214	9.3
1956-57	Wally Fredericks	226	8.7
1955-56	Fran O'Malley	352	14.1
1954-55	Tom Gola	618	19.9
1953-54	Tom Gola	652	21.7
1952-53	Tom Gola	434	15.5
1951-52	Tom Gola	497	15.5

BLOCKED SHOTS – CAREER

No.	Name	Years
248	Lionel Simmons	1986-90
143	Aaric Murray	2009-11
120	Rasual Butler	1998-02
107	Ron Barnes	1985-87
94	Ralph Lewis	1981-85
91	Anwar Wilson	1998-01
75	Lewis Fadipe	2002-06
72	Steven Smith	2002-06
68	K'Zell Wesson	1997-99
67	Tom Piotrowski	1980-83
63	Albert Butts	1981-84
53	Devon White	2009-11

BLOCKED SHOTS – SEASON

No.	Name	Years
77	Lionel Simmons	1987-88
73	Aaric Murray	2010-11
70	Aaric Murray	2009-10
65	Lionel Simmons	1989-90
61	Lionel Simmons	1988-89
57	Ron Barnes	1985-86
52	Travar Johnson	1996-97



ASSISTS/STEALS RECORDS

ASSISTS – CAREER

No.	Name	Years
671	Doug Overton	1987-91
570	Julian Blanks	1998-02
567	Paul Burke	1991-95
461	Darryl Gladden	1976-80
461	Chip Greenberg	1982-86
429	Rich Tarr	1984-88
407	Charlie Wise	1972-76
404	Donnie Carr	1996-00
390	Rodney Green	2006-10
389	Shawn Smith	1995-98
368	Greg Webster	1977-81
366	Kurt Kanaskie	1976-80
362	Jermaine Thomas	2002-06
355	Lionel Simmons	1986-90
347	Larry Cannon	1966-69

ASSISTS – SEASON

No.	Name	Years
244	Doug Overton	1988-89
212	Doug Overton	1989-90
189	Rich Tarr	1986-87
186	Darryl Gladden	1977-78
180	Paul Burke	1993-94
174	Julian Blanks	2001-02
174	Greg Webster	1980-81
168	Rich Tarr	1987-88
166	Paul Burke	1994-95
165	Shawn Smith	1995-96
160	Randy Woods	1991-92

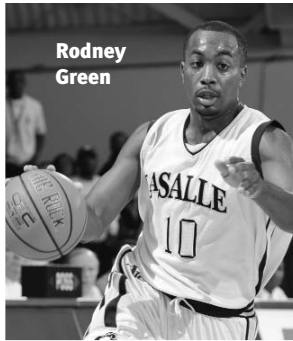
ASSIST AVERAGE – CAREER

Avg.	Name	Years
5.5	Doug Overton	1987-91
5.2	Paul Burke	1991-95
5.2	Shawn Smith	1995-98
5.1	Darryl Gladden	1976-80
4.9	Julian Blanks	1998-02
4.6	Larry Cannon	1966-69
4.2	Chip Greenberg	1982-86
4.2	Charlie Wise	1972-76
3.9	Randy Woods	1989-92
3.9	Greg Webster	1977-81
3.9	Donnie Carr	1996-00

(minimum 200-assists)

ASSIST AVERAGE – SEASON

Avg.	Name	Years
7.63	Doug Overton	1988-89
6.66	Paul Burke	1993-94
6.63	Doug Overton	1989-90
6.44	Greg Webster	1980-81
6.41	Darryl Gladden	1977-78
6.15	Paul Burke	1994-95
6.09	Larry Cannon	1968-69
6.00	Julian Blanks	2000-01
5.89	Shawn Smith	1995-96
5.16	Randy Woods	1991-92
5.13	Julian Blanks	2001-02



ASSIST LEADERS YEAR-BY-YEAR

Season	Player	Total Avg.
2010-11	Tyreek Duren	146 4.42
2009-10	Rodney Green	128 4.27
2008-09	Rodney Green	105 3.40
2007-08	Rodney Green	101 3.16
2006-07	Mike St. John	83 2.80
2005-06	Jermaine Thomas	109 3.89
2004-05	Tabby Cunningham	132 4.55
2003-04	Mike Cleaves	73 2.51
2002-03	Jermaine Thomas	126 4.31
2001-02	Julian Blanks	164 5.13
2000-01	Julian Blanks	174 6.00
1999-00	Julian Blanks	135 4.82
1998-99	Donnie Carr	138 4.92
1997-98	Donnie Carr	118 4.21
1996-97	Shawn Smith	127 4.88
1995-96	Shawn Smith	165 5.89
1994-95	Paul Burke	166 6.15
1993-94	Paul Burke	180 6.66
1992-93	Paul Burke	133 4.92
1991-92	Randy Woods	160 5.16
1990-91	Doug Overton	124 4.96
1989-90	Doug Overton	212 6.63
1988-89	Doug Overton	244 7.63
1987-88	Rich Tarr	168 4.90
1986-87	Rich Tarr	189 5.73
1985-86	Chip Greenberg	106 3.76
1984-85	Chip Greenberg	118 4.37
1983-84	Chip Greenberg	148 4.93
1982-83	Chip Greenberg	89 3.56
1981-82	Steve Black	80 2.86
1980-81	Greg Webster	174 6.44
1979-80	Kevin Lynam	130 4.19
1978-79	Darryl Gladden	157 5.60
1977-78	Darryl Gladden	186 6.40
1976-77	Tony DiLeo	105 3.62
1975-76	Charlie Wise	134 5.15
1974-75	Charlie Wise	128 4.41
1973-74	Charlie Wise	110 3.93
1972-73	Jim Crawford	79 3.16
1971-72	Jim Crawford	68 2.72
1970-71	Greg Cannon	140 5.16
1969-70	Fran Dunphy	113 4.35
1968-69	Larry Cannon	140 5.83
1967-68	Larry Cannon	134 4.76
1966-67	Hubie Marshall	107 4.12
1965-66	Hubie Marshall	102 3.92

STEALS – CAREER

No.	Name	Years
277	Doug Overton	1987-91
239	Lionel Simmons	1986-89
220	Randy Woods	1989-92
214	Paul Burke	1991-95
205	Jack Hurd	1988-92
200	Ralph Lewis	1981-85
196	Kareem Townes	1992-95
185	Rodney Green	2006-10
176	Chip Greenberg	1982-86
165	Shawn Smith	1995-98
159	Mike Gizzi	1994-98
157	Jermaine Thomas	2002-05
152	Julian Blanks	1998-02

STEALS – SEASON

No.	Name	Years
98	Doug Overton	1988-89
89	Randy Woods	1988-89
85	Doug Overton	1989-90
75	Kareem Townes	1994-95
75	Randy Woods	1991-92
71	Lionel Simmons	1987-88
70	Alonzo Lewis	1983-84
65	Shawn Smith	1996-97
65	Paul Burke	1993-94
65	Kareem Townes	1993-94

STEALS LEADERS YEAR-BY-YEAR

Season	Player	Total Avg.
2010-11	Tyreek Duren	62 1.88
2009-10	Rodney Green	48 1.60
2008-09	Rodney Green	58 1.87
2007-08	Rodney Green	45 1.41
2006-07	Rodney Green	34 1.13
2005-06	Jermaine Thomas	35 1.25
2004-05	Shawn Smith	47 1.62
2003-04	Gary Neal	34 1.21
2002-03	Jermaine Thomas	47 1.62
2001-02	Julian Blanks	30 0.93
2000-01	Julian Blanks	56 1.93
1999-00	Julian Blanks	35 1.25
1998-99	Julian Blanks	31 1.11
1997-98	Shawn Smith	48 2.29
1996-97	Shawn Smith	65 2.50
1995-96	Shawn Smith	52 1.86
1994-95	Kareem Townes	75 2.78
1993-94	Paul Burke	65 2.41
	Kareem Townes	65 2.41
1992-93	Kareem Townes	56 2.07
1991-92	Randy Woods	75 2.42
1990-91	Randy Woods	59 2.36
1989-90	Doug Overton	98 3.06
1988-89	Lionel Simmons	71 2.09
1987-88	Lionel Simmons	34 2.42
1986-87	Lionel Simmons	53 1.61
1985-86	Tim Legler	27 0.96
1984-85	Ralph Lewis	52 1.86
1983-84	Ralph Lewis	70 2.26
1982-83	Chip Greenberg	54 2.16



THREE-POINT FIELD GOALS

THREE-POINT FIELD GOAL PERCENTAGE – CAREER

(100-made minimum)

Pct.	(Made-Att.)	Name	Years
45.6	(161-353)	Tim Legler	1984-88
41.5	(100-241)	Rich Tarr	1984-88
40.2	(342-850)	Darnell Harris	2004-08
38.9	(107-275)	Rodney Green	2006-10
38.3	(166-473)	R. Guillaudeaux	2006-11
37.8	(142-376)	Doug Overton	1987-91
36.9	(291-789)	Jack Hurd	1988-92
36.0	(186-517)	Mike Gizzi	1994-98
36.0	(282-785)	Rasual Butler	1998-02
36.0	(201-558)	J. Thomas	2002-06

THREE-POINT FIELD GOAL PERCENTAGE – SEASON

Pct.	(Made-Att.)	Name	Year
49.1	(104-212)	Tim Legler	1987-88
47.9	(123-257)	Darnell Harris	2007-08
47.7	(31-65)	Lionel Simmons	1989-90
44.0	(70-159)	Jack Hurd	1988-89
43.6	(54-124)	Doug Overton	1989-90
43.5	(30-69)	Sam Mills	2010-11
42.5	(37-87)	Rich Tarr	1986-87

THREE-POINT FIELD GOAL MADE – CAREER

No.	Name	Years
342	Darnell Harris	2004-08
308	Donnie Carr	1996-00
300	Kareem Townes	1992-95
291	Jack Hurd	1988-92
278	Randy Woods	1989-92
225	Rasual Butler	1998-02
201	Jermaine Thomas	2002-06
196	Victor Thomas	1997-01
195	Paul Burke	1991-95
186	Mike Gizzi	1994-98
166	R. Guillaudeaux	2006-11
161	Tim Legler	1984-88
142	Doug Overton	1987-91

THREE-POINT FIELD GOAL MADE – SEASON

No.	Name	Year
123	Darnell Harris	2007-08
121	Randy Woods	1991-92
113	Jack Hurd	1991-92
104	Tim Legler	1987-88
103	Kareem Townes	1994-95
100	Kareem Townes	1993-94
99	Donnie Carr	1996-97
97	Kareem Townes	1992-93
97	Rasual Butler	2000-01
86	Gary Neal	2002-03
83	Rasual Butler	1999-00
82	Darnell Harris	2006-07
80	Randy Woods	1990-91
80	Donnie Carr	1997-98
77	Randy Woods	1989-90



Jack Hurd

THREE-POINT FIELD GOALS ATTEMPTED – SEASON

No.	Name	Year
341	Randy Woods	1991-92
301	Kareem Townes	1992-93
291	Kareem Townes	1993-94
289	Donnie Carr	1996-97
285	Jack Hurd	1991-92
284	Kareem Townes	1992-95
272	Rasual Butler	2000-01
259	Donnie Carr	1997-98
257	Darnell Harris	2007-08
230	Gary Neal	2002-03
227	Randy Woods	1990-91
221	Randy Woods	1989-90
218	Rasual Butler	1999-00
213	Paul Burke	1991-95
212	Tim Legler	1987-88

THREE-POINT FIELD GOALS PERCENTAGE LEADERS YEAR-BY-YEAR

(minimum 30 made)

Season	Player	Made	Att.	Pct.
2010-11	Sam Mills	30	69	43.5
2009-10	Kimmani Barrett	30	76	39.5
2008-09	R. Guillaudeaux	44	126	34.9
2007-08	Darnell Harris	123	257	47.9
2006-07	Darnell Harris	82	199	41.2
2005-06	Darnell Harris	72	84	35.1
2004-05	Jermaine Thomas	71	183	38.8
2003-04	Gary Neal	64	182	35.2
2002-03	Gary Neal	86	230	37.4
2001-02	Rasual Butler	57	158	36.1
2000-01	Rasual Butler	97	272	35.7
1999-00	Rasual Butler	83	218	38.1
1998-99	Victor Thomas	64	152	42.1
1997-98	Victor Thomas	43	108	39.8
1996-97	Shawn Smith	31	79	39.2
1995-96	Mike Gizzi	54	135	40.0
1994-95	Kareem Townes	103	284	36.3
1993-94	Kareem Townes	100	291	34.3
1992-93	Paul Burke	63	177	35.6
1991-92	Jack Hurd	113	285	39.7
1990-91	Randy Woods	80	227	35.2
1989-90	Lionel Simmons	31	65	47.7
1988-89	Jack Hurd	70	159	44.0
1987-88	Tim Legler	104	212	49.1
1986-87	Rich Tarr	37	87	42.5

TEAM THREE-POINT MADE PER GAME

No.	Name	Year
18	vs. Loyola-Marymount	1990-91
18	vs. Oregon	1991-92
16	vs. St. Bonaventure	2007-08
16	vs. Saint Joseph's	2007-08

THREE-POINT FIELD GOALS ATTEMPTED – CAREER

No.	Name	Year
910	Donnie Carr	1996-00
876	Kareem Townes	1992-95
850	Darnell Harris	2004-08
789	Jack Hurd	1988-92
789	Randy Woods	1989-92
785	Rasual Butler	1998-02
648	Paul Burke	1991-95
558	Jermaine Thomas	2002-06
528	Victor Thomas	1997-01
517	Mike Gizzi	1994-98
466	R. Guillaudeaux	2006-11
376	Doug Overton	1987-91
353	Tim Legler	1984-88
348	Steven Smith	2002-06
303	Bobby Johnson	1986-90



INDIVIDUAL GAME RECORDS

POINTS

Game

52Kareem Townes vs. Loyola (Ill.) Feb. 4, 1995

Half

33Hubie Marshall at Albright Dec. 1, 1965

Opponent (Game)

52Calvin Murphy, Niagara Dec. 16, 1967

Season

908Lionel Simmons, 32 games 1988-89

Season Average

28.4Lionel Simmons, 32 games 1988-89

Career

3,217Lionel Simmons, 131 games 1986-90

Career Average

24.6Lionel Simmons, 131 games 1986-90

FIELD GOALS MADE

Game

24 (36 atts.)Michael Brooks at BYU Dec. 15, 1979

Opponent

20 (40 atts.)Joe Steiner, Bucknell Feb. 7, 1962

Percentage (Game)

100.0% (10-10)Victor Thomas vs. Duquesne Jan. 6, 1999

Opponent Percentage (Game)

100.0% (10-10)Bill Duffy, Santa Clara Dec. 22, 1981

Season

349Lionel Simmons, 32 games 1988-89

Season, Percentage

64.6% (144-223)Craig Conlin, 34 games 1987-88

Career

1,244Lionel Simmons, 131 games 1986-90

Career Percentage

58.8% (470-800)Craig Conlin, 119 games 1985-89

FIELD GOALS ATTEMPTED

Game

36Michael Brooks at BYU (3OT) Dec. 15, 1979

Opponent

40Joe Steiner, Bucknell Feb. 7, 1962

Season

716Lionel Simmons, 32 games 1988-89

Career

2,482Lionel Simmons, 131 games 1986-90

THREE-POINT FIELD GOALS MADE

Game

9 (20 atts.)Kareem Townes vs. Loyola (Ill.) Feb. 4, 1995

Opponent (Game)

10 (17 atts.)George McCloud, Florida St. Feb. 23, 1989

Percentage (Game)

100.0% (7-7)Darnell Harris vs. St. Bonaventure, Jan. 30, 2008

Opponent Percentage (Game)

85.7% (6-7)Tony Ward, Penn State Nov. 11, 1986

Season

123Darnell Harris, 32 games, 2007-08

Percentage (Season)

49.1% (104-212)Tim Legler, 34 games 1987-88

Career

338Darnell Harris, 118 games, 2004-08

Percentage (Career)

45.6% (161-353)Tim Legler, 121 games 1984-88

THREE-POINT FIELD GOALS ATTEMPTED

Game

20Kareem Townes vs. Detroit Jan. 14, 1993,
.....vs. Loyola (Ill.) Feb. 4, 1995

Opponent (Game)

17George McCloud, Florida St. Feb. 23, 1989

Season

341Randy Woods, 25 games 1990-91

Career

876Kareem Townes, 81 games 1992-95

FREE THROWS MADE

Game

18 (18 atts.)Lionel Simmons, vs. American, Feb. 2, 1988

Opponent (Game)

18 (22 atts.)Bob McNeill, Saint Joseph's Feb. 26, 1958

Season

202Tom Gola, 31 games 1954-55

Percentage (Season)

91.7% (55-60)Kurt Kanaskie, 21 games 1978-79

Career

673Lionel Simmons, 131 games 1986-1990

Percentage (Career)

86.3% (157-182)Kevin Lynam, 101 games 1977-81



INDIVIDUAL GAME RECORDS

FREE THROWS ATTEMPTED

Game	
21Bob Fields at Rider Mar. 1, 1971
Opponent	
23Howie Landa, Lebanon Valley Jan. 15, 1955
Season	
267Tom Gola, 31 games 1954-55
Career	
932Lionel Simmons, 131 games 1986-90

REBOUNDS

Game	
37Tom Gola at L Lebanon Valley Jan. 15, 1955
Opponent (Game)	
33Art Beatty, American Jan. 10, 1967
Season	
652Tom Gola, 30 games 1953-54
Career	
2201Tom Gola, 118 games 1951-55

ASSISTS

Game	
18Doug Overton vs. Holy Cross Feb. 13, 1989
Opponent (Game)	
15Jerry Hobbie, Fordham Dec. 28, 1984
Season	
244Doug Overton, 32 games 1988-89
Career	
671Doug Overton, 123 games 1987-91

STEALS

Game	
8Doug Overton vs. Army Feb. 3, 1989
.....	.Paul Burke vs. Detroit Jan. 29, 1994
.....	.Shawn Smith vs. Virginia Tech Jan. 27, 1998
Opponent (Game)	
7Rodney Brown, Canisius Jan. 11, 1992
Season	
98Doug Overton, 32 games 1988-89
Career	
277Doug Overton, 123 games 1987-91

BLOCKED SHOTS

Game	
9Aaric Murray vs. Morgan St. Nov. 20, 2010
Opponent (Game)	
6Shawn Bradley, Brigham Young Dec. 4, 1990
.....	.Abraham Faisal, Marquette Dec. 22, 1996
.....	.Herve Lamizana, Rutgers Jan. 4, 2003
Season	
77Lionel Simmons, 34 games 1987-88
Career	
248Lionel Simmons, 131 games 1986-90



TEAM RECORDS

POINTS

Game 133 – vs. Loyola Marymount, Dec. 31, 1990
Half 68 – vs. Loyola Marymount, Dec. 31, 1990
Opponent (Game) 118 – Loyola Marymount, Jan. 6, 1990; Miami (Fla.), Jan 23, 1964
Opponent (Half) 67 – Loyola Marymount, Dec. 31, 1990
Combined 251, (133-118) – vs. Loyola Marymount, Dec. 31, 1990
Season 2,754 – 32 games, 1989-90
Points Per Game 89.0 – 24 games, 1968-69
Opponent (Season) 2,491 – 30 games (1977-78)
Opponent (Points Per Game) 83.2 – 28 games (1978-79)

WINS

Season 30 (1989-90)
Consecutive 22 – Jan. 9 – Mar. 2, 1990
Consecutive (Hayman Hall) 16 – Dec. 1, 1975 – Mar. 2, 1981
Consecutive (Palestra) 19 – Feb. 28, 1969 – Dec. 16, 1969
Consecutive (Civic Center) 11 – Jan. 9, 1990 – Jan 5, 1991

FIELD GOALS MADE

Game 57 (85 atts.) – at American, Feb. 3, 1979
Pct. (Game) 67.1% (57/85) – at American, Feb. 3, 1979
Opponent (Game) 49 – Villanova, Jan. 27, 1982
Opponent Percentage (Game) 65.9% (29/44) – Florida Southern, Dec. 21, 1978
Season 1,047 – 30 games (1977-78)
Percentage (Season) 50.1% – 31 games, 1979-80 (992/1,982)

THREE-POINT FIELD GOALS MADE

Game 18 – vs. Oregon, Dec. 28, 1991;
 vs. Loyola Marymount, Dec. 31, 1990
Percentage (Game) 90.0% (9/10) – vs. Iona, Jan. 23, 1989
Opponent (Game) 13 – Detroit, Jan. 14, 1993;
 Loyola Marymount, Jan. 6, 1990;
 Florida State, Feb. 23, 1989
Opponent Pct. (Game) 85.7% (6/7) – Army, Feb. 24, 1987
Season 294 – 31 games (1991-92)
Percentage (Season) 48.0% – 34 games (1987-88)
Opponent (Season) 198 – 30 games (1995-96)

FREE THROWS MADE

Game 39 (47 atts.) – vs. Bucknell, Mar. 1, 1982
Pct. (Game) 100.0% (13/13) – vs. Fairfield, Feb. 13, 1988
Opponent (Game) 39 – Kentucky, Dec. 2, 1978
Opponent Pct. (Game) 100.0% (16/16) – Siena, Dec. 7, 1991
Season 588 – 31 games (1983-84)
Pct. (Season) 76.5% (423/553) – 28 games (1985-86)

FREE THROWS ATTEMPTED

Game 51 – vs. Duquesne, Feb. 16, 1957
Opponent (Game) 52 – Kentucky, Dec. 2, 1978;
 N.C. State, Jan. 23, 1954
Season 878 – 28 games (1952-53)

REBOUNDS

Game 85 – vs. Brandeis, Jan. 8, 1955;

vs. Syracuse, Dec. 27, 1954


Opponent (Game) 79 – St Joseph's, Jan. 8, 1966
Season 1,697 – 31 games (1954-55)

ASSISTS

Game 35 – vs. Loyola (La.), Feb. 4, 1967
Season 592 – 32 games (1989-90)

MISCELLANEOUS

Games (Season) 34 (1987-88)
Wins (Season) 30 (1989-90)
Losses (Season) 24 (1995-96)
Best Win Percentage .958 (23-1) – 1968-69
Highest Season Scoring Average 89.0 – 1968-69
Worst Win Percentage .200 (6-24) – 1995-96
Lowest Season Scoring Average 67.9 (1992-93)
Largest Win Margin 53 (94-41) – vs. Youngstown State, Feb. 28, 1953
Largest Loss Margin 42 (52-94) – C.C.N.Y., Dec. 15, 1945
Fewest Points (Game) 41 (41-63) – Evansville, Feb. 11, 1993
Fewest Points Combined (Games)
 92 (49-43) – vs. Princeton, Nov. 27, 1994;
 (50-42) – vs. Georgia, Dec. 29 1970
Fewest Points (Half) 15 (46-54) – vs. Wisc.-Green Bay, Mar. 4, 1995





ALL-TIME ROSTER

Current players in **bold**

A

Tony Abbott.....1960-63
 Dick Adair.....1946-48
 Bob Alden.....1957-60
 Ed Altieri.....1951-53
 Bob Ames.....1953-56
 Mike Arizin.....1975-76

B

Ray Bab.....1931-32
 Ray Bahr.....1931-32; 1934-35
 Ralph Bantivoglio.....1957-60
 Joel Jean-Baptiste.....2000-04
 Ron Barnes.....1985-87
 Kimmani Barrett.....2006-10
 Steve Baruffi.....1971-74
 Jim Baukal.....1983-84
 John Beck.....1960-61
 Dave Bednarik.....1965-66; 1967-68
 David Bell.....2002-04
 George Bell.....1958-59
 Thomas Bell.....1941-42
 Mike Bergin.....1989-93
 Fred Bernhardt.....1942-43; 1946-48
 Steve Black.....1981-85
 Julian Blanks.....1998-02
 Frank Blatcher.....1953-56
 Mike Boligitz.....1984-86
 Ed Bowler.....1960-61
 John Bradley.....1941-43
 Garrett Bragg.....1997-01
 Ronnie Braxton.....1996-97
 Dick Breen.....1950-53
 John Brnich.....1939-40
 Barry Brodzinski.....1973-76
 John Brogan.....1958-60
 Hugh Brolly.....1957-60
 Michael Brooks.....1976-80
 John Brophy.....1946-48
 Derek Brown.....1988-89
 Joe Bryant.....1973-75
 Paul Burke.....1991-95
 Ed Burke.....1964-67
 Ed Burns.....1946-47
 Phil Burton.....1980-83
 Rasual Butler.....1998-02
 Albert Butts.....1981-84
 Johnny Byrne.....1948-49

C

Greg Cannon.....1968-71
 Larry Cannon.....1966-69

Joe Carey.....1958-61
 T.T. Carey.....2009-10
 Tony Carney.....1949-51
 Harry Carpenter.....1962-65
 Daniel Carr.....1965-66
 Donnie Carr.....1996-00
 Tom Carroll.....1939-40
 Lamont Carter.....1990-91
 Everett Catlin.....1993-97
 Sid Catlett.....1997-98
 Daryle Charles.....1974-76
 Reggie Chennault.....1980-81
 A. J. Chialastri.....1944-45
 Sidney Chilnich.....1942-43; 1946-47
 Larry Chilson.....1960-62
 Carlton Clark.....1981-83
 John Clark.....2000-03
 Mike Cleaves.....2001-04
 Henry Close.....1930-32
 Brad Cohen.....2007-09
 Glenn Collier.....1973-76
 Bobby Collins.....1998-99
 Richard Collins.....1931-32
 Walt Colman.....1946-50
 Frank Comerford.....1946-50
 Matt Comey.....1993-97
 Craig Conlin.....1985-89
 James "Mo" Connolly.....1976-80
 William Conner.....1946-48
 John Conners.....1974-76
 Chris Copeland.....1995-96
 Frank Corace.....1961-64
 Jim Crawford.....1970-73
 Joe Cunane.....1962-65
 Donald Cunningham.....1956-57
 Richard Cunningham.....2004-06
 Varick Cutler.....1973-76

D

Greg Danish.....2007-11
 Thomas Danzi.....1963-64
 Dave Davis.....1979-83
 Sherman Diaz.....2004-07
 Joe DiCocco.....1971-74
 Tony DiLeo.....1976-78
 Chris Donato.....1992-93
 Buddy Donnelly.....1948-52
 Frank Doyle.....1971-74
 Jerry Dugan.....1967-68
 Fran Dunphy.....1967-70
Tyreek Duren.....2010-present
 Ken Durrett.....1968-71

E

Charles Eltringham.....1955-58
 David "Lefty" Ervin.....1965-69

F

Lewis Fadipe.....2002-2006
 Matt Fanning.....1947-51
 Jeff Farmer.....2001-04
 Al Ferner.....1956-59
 Bob Fields.....1969-71
 Frank Finegan.....1952-54
 Jim Flavin.....1961-62
 Brian Flickinger.....1994-98
 Ralph Flowers.....1987-89
 Ed Forrest.....1971-72
 Larry Foust.....1946-49
 Bill Fox.....1970-73
 Jack Fox.....1947-48
 Wally Fredericks.....1954-57
 Jack French.....1950-53
 George Friedrich.....1958-62
 Gregory Froio.....1930-32
 Curt Fromal.....1961-62; 1963-65
 Steve Fromal.....1993-97
 Tom Fuhs.....1970-72

G

Paul Gallagher.....1961-63
 William Gallagher.....1946-49
 Jorge Garayta.....1970-71
 Tom Garberina.....1955-58
 Richard Genoni.....1958-59
 Jack George.....1949-51
 Gene Gillen.....1939-40
 John Gillespie.....1948-51
 Ralph Gilmore.....1979-83
 Joe Gilson.....1951-53
 Ed Givnish.....1955-58
 Mike Gizzi.....1994-98
 Darryl Gladden.....1976-80
 John Gola.....1954-55
 Tom Gola.....1951-55
 Manny Gomez.....1953-54
 Vernon Goodridge.....2008-09
 James Graham.....1965-66
 Parrish Grant.....2009-10
 Mort Gratz.....1930-32
 John Grauer.....1948-49; 1952-53
 Rodney Green.....2006-10
 Charley Greenberg.....1953-56
 Chip Greenberg.....1982-86
 Joe Greenberg.....1946-48
 Norm Grekin.....1949-53
 Gerald Griffin.....1955-56



ALL-TIME ROSTER

Kyle Griffin2007-09
 Brian Grimes2006-07
 Ruben Guillaudeau2006-11
 Frank Gutekunst1963-64

H

Jack Haggerty1948-51
 James Haggerty1971-73
 Brent Hagwood1980-82
 Darnell Harris2004-07
 John Hart1962-64
 Paul Harter1979-82
 Kevin Harvey1981-82
 Robert Harvey1975-77
 Leo Haughey1931-32
 Romaine Haywood1993-96
 Bob Herdelin1958-60
 Joe Heyer1957-60
 Lou Hilf1941-42
 Frank Hoerst1935-39
 James Hoerst1941-43
 Bron Holland1989-92
 Gary Holmes1953-54
 Ed Holzer1967-70
 Jack Hurd1988-92

I

Fred Iehle1949-53

J

Terrence Jackson1984-87
 William Janus1930-32
 Bob Johnson1986-90
 Paul Johnson2005-09
 Travar Johnson1996-97
 Bob Jones1972-73
 Deon Jones1998-99
 Dwayne Jones1999-03
 Gary Jones1983-87
 Newt Jones1948-52
 James Jordan1997-01
 Charles Joseph1945-46

K

Luteke Kalombo1991-93
 Kurt Kanaskie1976-80
 John Kane1946-48
 Bill Katheder1951-53; 1956-58
 Phil Kear1935-36
 Joe Kennedy1956-57
 Ken Kennedy1971-72
 Ron Kennedy1969-71
 Bela Kerecz1957-58; 1959-60
 Dave Kerins1979-83

Buddy Kline1956-57
 Ernie Klossin1958-59
 Larry Koretz1983-87
 Robert Kraemer1954-55
 Matt Kratchowill1934-35
 Ed Krupa1939-40
 Ed Kwasny1942-43; 1946-47

L

Olof Landgren1994-98
 Dzafllo Larkai2001-04
 Bill Lavery1956-59
 Jack Lawlor1967-68
 Eric Lee1984-88
 Quincy Lee1992-94
 Tim Legler1984-88
 Al Lewis1954-57
 Ralph Lewis1981-85
 Fred Ley1949-51
 Joseph Leyden1941-43
 Milko Lieverst1988-92
 Phil Looby1939-40
 Kevin Lynam1977-81
 Bill Lynch1939-40
 Joe Lynch1962-64
 Bill Lynn1939-40

M

William Magarity1964-66
 Paul Malseed1939-40
 Bob Maples1953-56
 Gerald Marano1963-66
 Curt Marshall1966-67
 Hubie Marshall1964-67
 Joe Markmann1966-69
 Gino Massimi1957-59
 Ed Masterson1941-42
 John Maul1970-72
 Michael McAndrews1934-35
 Bob McAteer1959-62
 Kevin McBain1972-74
 Bob McCann1946-49
 Fran McCarthy1941-43
 Tom McCormick1951-21
 Ken McCrae1980-81
 Hugh McFadden1951-52
 Charles McGlone1940-42
 Bill McGonigal1955-58
 John McKeaney1957-60
 Aaron McKenna1965-66
 Fran McMenamin1948-49; 1953-54
 Clem Meehan1930-32; 1933-35
 Joe Meehan1931-32; 1933-35
 Mike Melchionni1992-94; 1995-97

Yves Mekongo2006-10
 Gregg Metzinger1974-76; 1977-78
 Bill Michuda1968-71
 Joe Mihalich1974-78
 Reggie Miller1976-80

Sam Mills2010-11

Frank Moffatt1971-74
 Joe Mohr1939-40
 Jackie Moore1951-53
 Victor Moran1983-86
 Keith Morris1988-92
 Charley Mosaicant1930-32; 1933-35
 Terquin Mott1992-94
 Sean Mulholland2000-01
 Moon Mullen1946-47
 Dennis Murphy1959-62
 Aaric Murray2009-11

N

Steve Namiotka1980-82
 Mbainai Narmbaye2003-05
 Gary Neal2002-04
 Sean Neal2003-07
 Jeff Neubauer1989-93
 Derick Newton1993-95
 Joseph Nohr1941-42
 Charlie Norfleet1979-80

O

John O'Donnell1949-51
 Frank O'Hara1951-54
 Chukwunike Okosa2001-02
 (also "Reggie")
 Fran O'Malley1953-56
 John O'Neill1939-40
 Mike Osborne1967-68
 Doug Overton1987-91

P

Ken Palczewski1984-88
 Gene Park1960-63
 Darryl Partin2007-09
 George Paull1964-67
 Aleksandar Pavlovic1999-2000
 Jermaine Peebles1998-99
Earl Pettis2010-11
 Jim Phelan1949-51
 Dallas Philson1981-84; 1985-86
 Jeff Piccone1969-71
 Mike Pidhirsky1999-00
 Tom Piotrowski1980-83
 Tony Plakis1975-79
 Bill Pleas1969-70
 Broderick President1990-91



ALL-TIME ROSTER

Bob Ptak1953-54

Q

Rasheed Quadri2000-04

R

Bill Raftery.....1960-63

Joe Rapczynski.....1971-74

Irv Reichman.....1941-43

Sam Rines1987-89

Bill Ring1965-67

Paul Roach1983-84

Len Robinson1985-87

Jack Rowan.....1956-57

Joe Ruggerio.....1938-40

S

Walter Sampson1961-64

Ray Schultz.....1990-93

Fran Scott.....1966-68

Matt Sheehan.....2010-11

Don Shelton1988-91; 1992-93

Ed Shepper.....1946-47

Mike Sidebotham.....1998-99

Kurt Simmons.....2001-04

Lionel Simmons.....1986-90

Charley Singley1953-56

Andrew Skvoretz1942-43

Robert Smith1952-53

Shawn Smith.....1995-98

Steven Smith2002-06

William Snow1964-65

Mark Spain.....1976-80

Earl Steigerwalt1942-43; 1946-48

John Steele.....1955-56

Cole Stefan.....2010-11

Mike St. John2003-07

Mike Stock.....1989-91

Chuck Storm.....1964-67

William Stuart1946-48

Paul Sunderman.....1946-48

Herbert Sussman1930-31

George Sutor.....1962-65

Joe Swoyer1939-40; 1941-42

Ed Szczesny.....1967-69

T

Rich Tarr.....1984-88

Andy Taylor1957-59

Bill Taylor1972-75

Marshall Taylor2005-06

Roland Taylor1967-69

Al Tezsla1962-65

Jermaine Thomas2002-06

Victor Thomas.....1997-01

George Thompson . 1942-43; 1946-47

Matt Thornton.....2002-04

Peter Tiano1981-85

Stu Tomkins1946-49

Kareem Townes.....1992-95

V

Jasper van Teeseling1993-97

W

Bob Walsh1968-71

Bob Walters, Jr.1968-70

Bob Walters, Sr.1943-47

Jim Warrington.....1951-53

Greg Webster.....1977-81

Steve Weingarten2008-11

Tim Welsh.....1958-61

K'Zell Wesson.....1997-99

Edward Westerson1942-43

Ace Whitaker1946-47

Devon White2008-present

Donn Wilber1973-77

Steve Wiley1972-73

Bernie Williams1966-69

Jerrell Williams.....2007-11

Terrell Williams2007-10

Stan Williams.....1977-81

Anwar Wilson.....1998-01

Charlie Wise1972-76

Bill Wisniewski.....1941-42

Stan Witalec1967-70

Stan Wlodarczyk1966-69

Jim Wolkiewicz1974-78

Marvin Woods1986-88

Randy Woods1989-92

Blitz Wooten1991-93

Don Word1979-81


Steve Wreidt1988-89

Jackeim Wright2000-01

Ed Wynne1934-35

Y

John Yodsnukis1953-54







PRESIDENT



Brother Michael J. McGinniss, F.S.C., Ph.D., became La Salle University's 28th president on July 1, 1999, and is now in his third term as President.

Under Br. Michael's direction, the University developed a new strategic plan and significantly increased enrollment, giving, and alumni involvement in the

life of the University. In addition, the University built and opened a new residence hall for 428 students and adjoining dining facility in 2005 and expanded the Bucks County Center

in 2006. In cooperation with the Board of Trustees, Br. Michael launched Shoulder to Shoulder, a fundraising initiative with a \$25 million goal for the construction of a new science and technology center and the strengthening of the endowment for student scholarships. Completed in 2007, this major gift initiative raised more than \$28 million. At the same time, the University expanded its campus by approximately 30 acres with the purchase of the Germantown Hospital property and two adjoining lots.

In addition, in 2008 the University opened a Montgomery County Center and launched its latest strategic plan, *The Will to Excel*. In 2009, La Salle celebrated the openings of both *The Shoppes at La Salle*, the shopping center on campus, and the renovated and expanded *Holroyd Hall*, featuring the *Hugh and Nancy Devlin Center for Science and Technology*.

A native Philadelphian, Br. Michael joined the De La Salle Christian Brothers in 1965 and graduated *maxima cum laude* from La Salle in 1970 with a degree in English. He obtained his master's degree and Ph.D. in theology from the University of Notre Dame.

From 1970 to 1974, he was a member of the English and Religion departments at South Hills Catholic High School in Pittsburgh, Pa. While a graduate student at the University of Notre Dame, he taught undergraduate courses in the Theology Department and was assistant rector of Grace Hall.

His first teaching experience at La Salle was as a visiting instructor in the Graduate Religion Program in the summer of 1978. He was also an assistant professor at the Washington Theological Union from 1979 to 1984. From 1986 to 1990, he was a visiting instructor at Loyola University's Summer Institute of Pastoral Studies.

In 1984, Br. Michael joined the faculty at La Salle on a full-time basis, eventually reaching the rank of full professor in 1993. Recognized by the De La Salle Chris-

tian Brothers for his qualities as a leader, he attended La session internationale des études lasalliennes (a program of study of Lasallian spirituality) in Rome in 1991. He became Chair of La Salle's Religion Department that year, and the following year he received the Lindback Distinguished Teaching Award. Also in 1992, he was appointed Vice President of the La Salle University Corporation. In 1995, he became a member of La Salle's Board of Trustees.

In 1994, he became President of Christian Brothers University in Memphis, Tenn. Under his leadership, under-graduate enrollment and retention rates were increased; a Graduate Education Program was established; the Athletic Department joined the NCAA Division II Gulf South Conference; new residence halls were constructed; enhancements were made to science labs and facilities; the school's engineering departments were re-accredited; an upgrade of information technology systems throughout the campus was implemented; and the Center for Global Enterprise was founded. He also played a key role in the school's 125th anniversary celebration.

He has published articles in such journals as *Listening: Journal of Religion and Culture* and *New Theology Review*. He has written chapters in religious books and texts, including "The Catholic University as a Context for Pastoral Studies: Reflections on Three Programs" in *Pastoral Studies in the University Setting* (University of Ottawa Press). He edited six volumes of the *Christian Brothers' Spirituality Seminar Series*. Since 1983, his reviews of books have appeared in journals such as *Horizons*, *Theological Studies*, *Journal of Ecumenical Studies*, and *Holistic Nursing Practice*. For many years, he has lectured to a variety of academic and professional groups on issues related to spirituality, pastoral care, and theology.

His academic areas of expertise are pastoral theology, history and theology of ministry, methods and models of theological reflection, ecclesiology, and Lasallian spirituality.

Br. Michael serves on the boards of the American University of Rome, Manhattan College, La Salle College High School, the Greater Philadelphia Urban Affairs Coalition, and the Greater Philadelphia Chamber of Commerce. Br. Michael is the North American Regional Director of the International Association of Lasallian Universities. In addition, he is a member of the District Council for the Christian Brothers District of Eastern North America.

His professional memberships include the Catholic Theological Society of America, the American Academy of Religion, the College Theology Society, the Lasallian Association of College and University Presidents, and the International Association of Lasallian Universities.



DIRECTOR OF ATHLETICS



Dr. Thomas Brennan has ushered in a new era in La Salle Athletics since his appointment as the school's fifth Director of Intercollegiate Athletics and Recreation on September 18, 1997. He guides the school's 22-sport Division I intercollegiate athletics program as well as a comprehensive recreational and

club sports program.

Since coming to La Salle, Dr. Brennan has enhanced many areas within the Athletic Department. During his tenure, student-athlete academic achievement has been outstanding with graduation rates for the student-athlete population exceeding the experience for the overall student population. Annual fund raising through the Explorer Club and Corporate Partners Program has increased on a continuing basis. La Salle has received national recognition for excellence in its community service and outreach programs. The athletics program has also recently been certified by the NCAA, receiving the NCAA's highest endorsement as "certified with no recommendations."

Dr. Brennan is a member of the Board of Directors for the Big Brothers/Big Sisters Association of Southeastern PA and a member of the Executive

Committee for the Philadelphia Sports Congress. Dr. Brennan is recent chair of the Atlantic 10 Conference Executive Committee and has also served as Chair for the Atlantic 10 Conference Post-Graduate Scholarship, Finance and Television Committees, and as Advisor to the Conference Student-Athlete Advisory Council (SAAC). Brennan is a member of the Executive Committee for the National Consortium for Academics and Sport (NCAS) and has served on the NCAA Committee on Sportsmanship and Ethical Conduct and the NCAA Amateurism Cabinet.

Brennan was the Athletic Director at San Jose State University from 1990-1997, moving the school from the Big West Conference to the Western Athletic Conference. From 1986-1990, he was the Director of Athletics at Loyola College in Maryland, moving the school into the Metro Atlantic Athletic Conference. He worked at the University of New Mexico from 1980-1986, first as Assistant Athletics Director and then as Associate Athletics Director for External Affairs. His athletic administration career began at Syracuse University, where he was Coordinator of Academic and Student Support Services for the Athletic Department.

Dr. Brennan has also taught at both the graduate and undergraduate level and is currently an adjunct professor in the School of Business at La Salle.

A 1973 graduate of Le Moyne College in Syracuse, NY, Brennan went on to earn his Master's and Doctoral degrees in Higher Education Administration from Syracuse University. A native of Brooklyn, NY, Brennan and his wife Ellen, an instructor at The Pennsylvania State University, Abington campus, are the parents of Maggie (24), Tim (22), and Kate (17).



Dr. Tom Brennan (far right) with Atlantic 10 Student-Athletes of the Year (L to R) Shannon Duval, Yves Mekongo and Jill Davis.



ASSOCIATE ATHLETIC DIRECTORS



John Lyons is in his 30th year as a member of the Athletic Department. Lyons served as the head swimming coach for the first 17 years of his time at La Salle and as Associate Athletic Director since 1999. During his coaching tenure, the Explorers earned national recognition and distinction.

With Lyons at the helm, the Explorers won 13 conference titles and amassed over 100 dual meet victories.

Lyons was promoted to Associate Athletic Director in 1999 and promoted to Senior Associate Athletic Director in 2009. He is responsible for the internal operations of the Athletic Department including Budgets, Compliance Services, Personnel and Facilities. He also oversees the Sports Medicine Department and Strength and Conditioning programs. Lyons is an adjunct faculty member of the La Salle biology department, where he teaches one class per semester. He also sits on numerous University committees and was the liaison for the NCAA Certification and Peer Review two years ago.

Throughout his coaching career, he won outstanding coaching awards – including three Midwestern Collegiate Conference Coach of the Year awards – and was an eight-time recipient of the Metro Atlantic Athletic Conference Coach of the Year award. He was inducted into the La Salle University Hall of Athletes for coaching in 2002.

Lyons was the Chair of the NCAA Men's and Women's Swimming and Diving Rules Committee for all three NCAA divisions and is the chair of the Men's and Women's Division I Championship Committee and the Atlantic 10 Swimming and Diving Committee. He has served as Chair of the Atlantic 10 Women's Soccer Committee.

Lyons holds a Master's degree in Education from Bucknell University. He resides in Maple Glen, Pa., and has three sons – Daniel, Jeffrey and Zachary.



Kale Beers was promoted to Associate Athletic Director for Advancement (External Affairs) in July of 2009 after 13 years of service in the La Salle Athletic Department.

He spent the previous eight years as the Director of Athletic Communications where he oversaw all aspects of sports information, public relations, game day management and was the primary webmaster for GoExplorers.com.

Beers began his professional affiliation with Explorer athletics in 1996 when he was contracted to create the La Salle Radio Network and assist with game day promotions. He gradually assumed more duties until he was named Assistant for Athletic Advancement where he handled corporate sales and marketing and maintained accounts with several corporate partners and supporting sponsors who remain affiliated with the department to this day.

Under his direction as Director of Athletic Communications, GoExplorers.com saw three site redesigns including the first in which the University outsourced the design and hosting of its athletics web site. Beers was the primary graphic designer and responsible for the enhancement of athletic publications among many other areas. Beers also was a key member on the committee that introduced the first professionally designed and current logo and branding system for La Salle Athletics.

Beers remains the radio "Voice of the Explorers" as he has for the past 15 seasons making him the longest tenured play-by-play man in the Big 5. Only the great Dan Baker (Drexel) has called more city series games among current city broadcasters. He has called over 500 Explorer events including men's and women's basketball and football since 1996.

A 1995 maxima cum laude graduate of La Salle's Department of Communication, Beers is currently working in his 18th season in professional and collegiate sports. Beers, 39, was born in Emmaus, PA., and is a veteran of the U.S. Army, in which he served six years (two in active duty) as a Cavalry Scout. He is married to former Suzanne Smalley in 2010 and is currently working on earning his Masters Degree in Education at La Salle.



ASSISTANT ATHLETIC DIRECTORS



Mary Ellen Wydan enters her 10th year as Assistant Athletic Director for Compliance and Student Services and is the Senior Woman Administrator at La Salle University.

Wydan came to La Salle with a plethora of collegiate coaching and administrative experience in her back-

ground. She previously worked at Michigan State University as an assistant men's and women's swimming coach from 1995-2000.

Including her tenure at Michigan State, she has 18 years of collegiate swimming coaching experience, including 14 years at the NCAA Division I level. She started her coaching career as an assistant coach at the University of North Carolina where she received her Master's degree in Sports Administration.

Since then she has been a head coach at Oakland University and an assistant coach at Purdue, Maryland and Kentucky. While at Oakland, Wydan was also the Coordinator of Women's Sports. She was the Assistant to the Compliance Coordinator at Maryland.



Kevin Bonner is in his third year as the Assistant Athletic Director for Communications and Promotions at La Salle. He handles the publicity efforts of the Explorer men's basketball, field hockey and golf teams.

Bonner, who spent the last five years at Temple University, started with the Owls as Coordinator of Athletic Pub-

lications in 2004, was promoted to Associate Director of Sports Media Relations/Publications in 2005 and named Assistant Director of Athletics in 2008.

Bonner was named the University Division Rising Star by the College Sports Information Directors of America (CoSIDA) in 2009. Prior to his work at Temple he spent two years at Saint Joseph's as the Assistant Director of Athletic Communications.

He graduated Cum Laude from Elizabethtown College in 2002 with a bachelor's degree in computer science and was also a four-year letter winner in baseball, earning all-conference and academic all-district honors as a senior. He earned his master's degree in sport and recreation management from Temple in 2008.



Chris Kane enters his fourth year as Assistant Director of Athletic Business Affairs at La Salle University. His responsibilities include oversight of Business Affairs, the Ticket Office and Team Services.


Kane crossed town from Drexel University in 2007. He spent eight years serving in various capacities for the

Dragons' athletic business office. He was named the Athletic Business Manager in 2003 and managed team travel responsibilities and oversaw all day-to-day business operations.

Prior to his promotion to Business Manager he served as the Coordinator of Business and Ticket Operations. He began his career at Drexel while completing his under-graduate degree when he earned a full-time internship in the fall of 1999. Upon completion of the internship he was named Assistant Business Affairs Manager.

Kane graduated from Widener University in 2000 with a Bachelor of Science degree in Sport Management.

He lives in Plymouth Meeting, Pa., with his wife Valerie, son Christopher and daughter Sarah.



Brother John Kane came to La Salle University in September of 1999 after 19 years of working at the high school level. Brother John is a 1980 graduate of La Salle with a Bachelor of Arts degree in Political Science. He also earned a Master of Arts degree in Religious Education from La Salle.

Brother John is in his seventh year of serving as the Director of Academic Support for Student Athletes. As Director, he is responsible for providing and coordinating appropriate academic support and counseling for all student-athletes. Before assuming the role in Academic Support Services, Brother John was Assistant Athletic Director for Operations.

Prior to coming to La Salle, Brother John spent time at three different high schools. He began his career at Seton-LaSalle High School in Pittsburgh as a teacher and a coach. After two years, he moved to Archbishop Carroll in Radnor, Pa., where he continued his teaching and coaching career.

After Carroll, Brother John moved on to West Philadelphia Catholic High School. In his eight years there, he was a teacher and Athletic Director.